

WYOMING

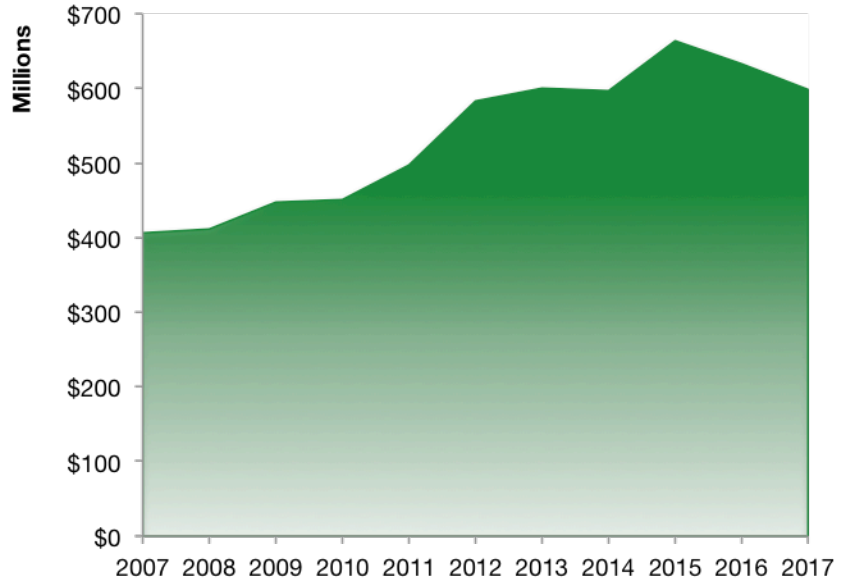
Wyoming Services Exports

U.S. Services Supply the World

Wyoming has seen a rise in overall services exports since 2007, boosting state economic growth and jobs, and contributing to the overall U.S. services trade surplus of \$248 billion in 2017.

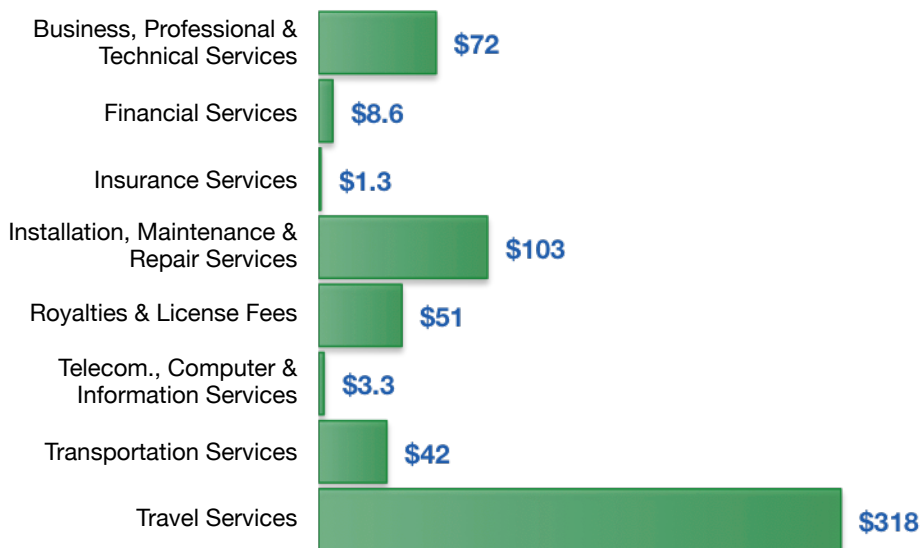
The U.S. services industries are the most competitive and innovative in the world. They provide new economic opportunities and contribute to the successful production of manufacturing and agriculture in the United States and abroad.

| 2007 | 2017 |
|----------------------|----------------------|
| \$407 million | \$598 million |



Wyoming Services Exports Support 4,720 Jobs

Wyoming Services Exports by Sector, 2017 (\$ million)



Wyoming Services Exports to Select Countries, 2017

- To China:** \$57 million in services exports supporting 470 jobs
- To Canada:** \$63 million in services exports supporting 470 jobs
- To Mexico:** \$40 million in services exports supporting 350 jobs
- To Korea:** \$23 million in services exports supporting 190 jobs
- To Japan:** \$33 million in services exports supporting 260 jobs
- To EU:** \$103 million in services exports supporting 790 jobs
- To UK:** \$43 million in services exports supporting 350 jobs

* Sources: National data from the U.S. Bureau of Economic Analysis, state export and jobs data from The Trade Partnership.
Copyright 2019. The Coalition of Services Industries. All rights reserved.

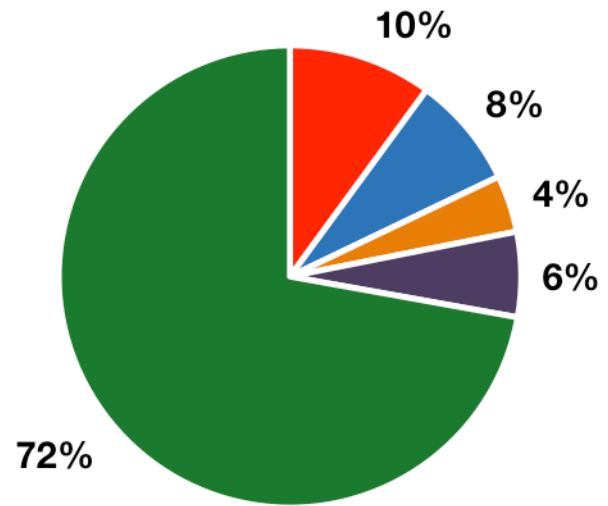
For more information on all fifty states, please visit servicescoalition.org/exports or contact admin@uscisi.org

WYOMING

Services Fuel U.S. Jobs and Growth

Services fuel America's economic growth and jobs, generating more than 77 percent of employment in the United States and 67 percent of GDP. Services are a major component of the manufacturing and agricultural sectors, and they boost the competitiveness of those sectors.

Services accounted for 72 percent of all jobs for Wyoming workers in 2017. The top services sector for employment was Education, Health Care, & Social Assistance, which alone employed 71,470 Wyoming workers.



■ Services ■ Agriculture ■ Construction
■ Manufacturing ■ Public Administration

Services Industries Employ **203,670** Wyoming Workers

Wyoming Workers by Sector and Services Subsector, 2017

| | |
|--|----------------|
| Agriculture, Forestry, & Mining | 28,370 |
| Construction | 22,110 |
| Manufacturing | 11,280 |
| Public Administration | 16,780 |
| Total Services | 203,670 |
| <i>Wholesale Trade</i> | 4,640 |
| <i>Retail Trade</i> | 29,440 |
| <i>Transportation, Warehousing, & Utilities</i> | 18,920 |
| <i>Information</i> | 4,640 |
| <i>Finance, Insurance, & Real Estate</i> | 11,420 |
| <i>Professional, Scientific, & Management</i> | 19,900 |
| <i>Education, Health Care, & Social Assistance</i> | 71,470 |
| <i>Arts, Entertainment, Accommodation, & Food</i> | 29,270 |
| <i>Other Services</i> | 13,960 |