

WEST VIRGINIA

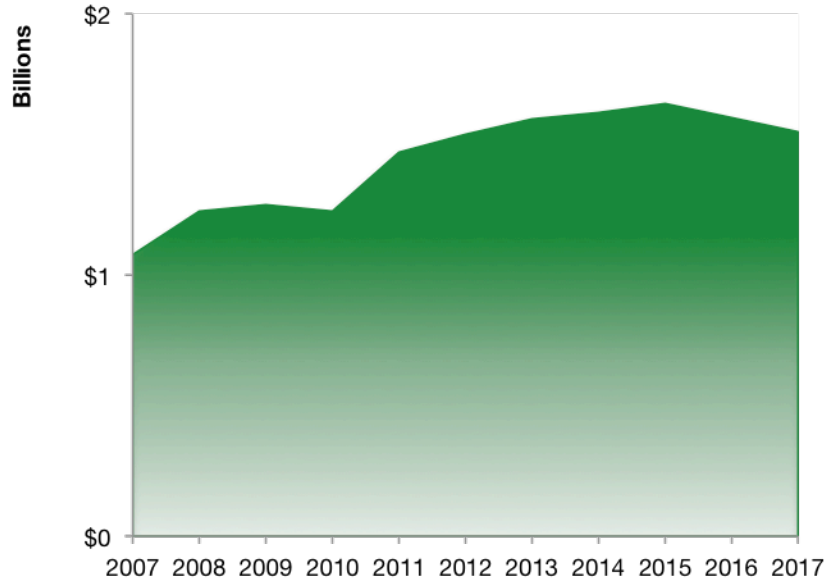
West Virginia Services Exports

U.S. Services Supply the World

West Virginia has seen a rise in overall services exports since 2007, boosting state economic growth and jobs, and contributing to the overall U.S. services trade surplus of \$248 billion in 2017.

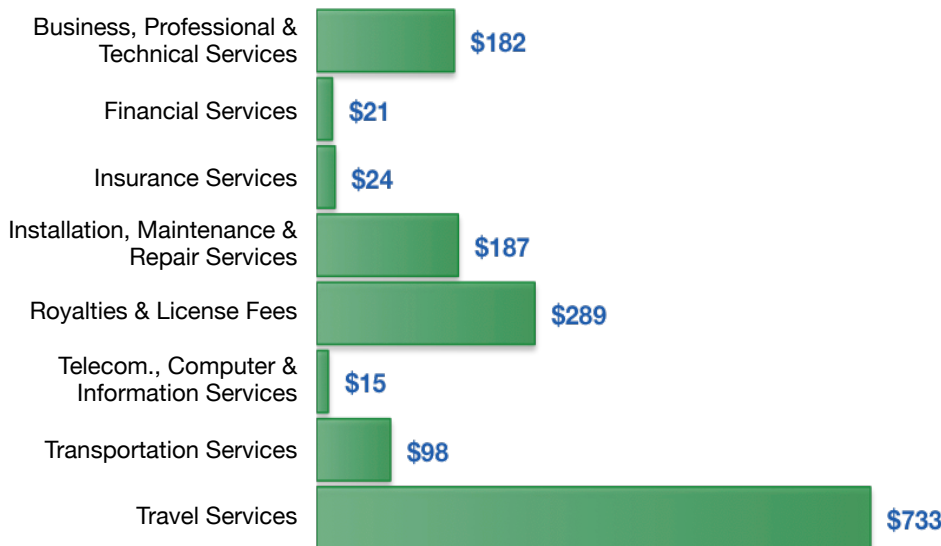
The U.S. services industries are the most competitive and innovative in the world. They provide new economic opportunities and contribute to the successful production of manufacturing and agriculture in the United States and abroad.

2007	2017
\$1.1 billion	\$1.6 billion



West Virginia Services Exports Support 11,770 Jobs

West Virginia Services Exports by Sector, 2017 (\$ million)



West Virginia Services Exports to Select Countries, 2017

- To China:** \$150 million in services exports supporting 1,210 jobs
- To Canada:** \$123 million in services exports supporting 960 jobs
- To Mexico:** \$90 million in services exports supporting 790 jobs
- To Korea:** \$66 million in services exports supporting 500 jobs
- To Japan:** \$91 million in services exports supporting 680 jobs
- To EU:** \$311 million in services exports supporting 2,160 jobs
- To UK:** \$109 million in services exports supporting 850 jobs

* Sources: National data from the U.S. Bureau of Economic Analysis, state export and jobs data from The Trade Partnership.
Copyright 2019. The Coalition of Services Industries. All rights reserved.

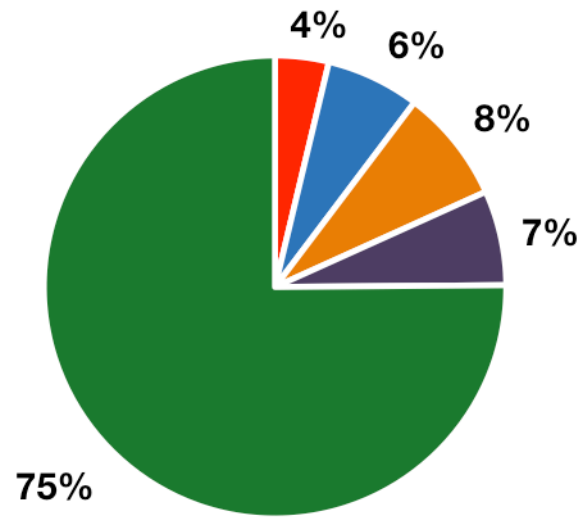
For more information on all fifty states, please visit servicescoalition.org/exports or contact admin@uscisi.org

WEST VIRGINIA

Services Fuel U.S. Jobs and Growth

Services fuel America's economic growth and jobs, generating more than 77 percent of employment in the United States and 67 percent of GDP. Services are a major component of the manufacturing and agricultural sectors, and they boost the competitiveness of those sectors.

Services accounted for 75 percent of all jobs for West Virginia workers in 2017. The top services sector for employment was Education, Health Care, & Social Assistance, which alone employed 195,210 West Virginia workers.



■ Services
 ■ Agriculture
 ■ Construction
■ Manufacturing
 ■ Public Administration

Services Industries Employ **544,810** West Virginia Workers

West Virginia Workers by Sector and Services Subsector, 2017

Agriculture, Forestry, & Mining	27,210
Construction	47,520
Manufacturing	57,650
Public Administration	48,020
Total Services	544,810
<i>Wholesale Trade</i>	16,800
<i>Retail Trade</i>	93,280
<i>Transportation, Warehousing, & Utilities</i>	39,940
<i>Information</i>	9,540
<i>Finance, Insurance, & Real Estate</i>	31,350
<i>Professional, Scientific, & Management</i>	54,030
<i>Education, Health Care, & Social Assistance</i>	195,210
<i>Arts, Entertainment, Accommodation, & Food</i>	72,040
<i>Other Services</i>	32,620