

WISCONSIN

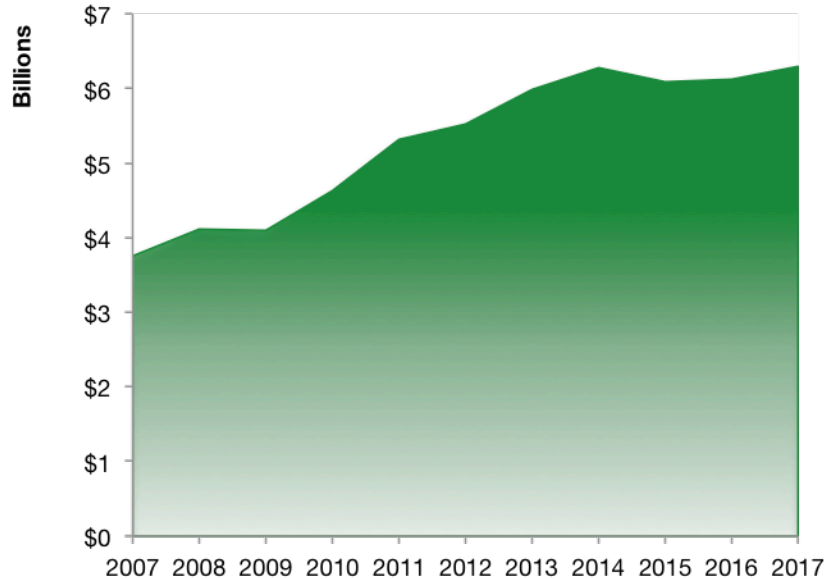
Wisconsin Services Exports

U.S. Services Supply the World

Wisconsin has seen a rise in overall services exports since 2007, boosting state economic growth and jobs, and contributing to the overall U.S. services trade surplus of \$248 billion in 2017.

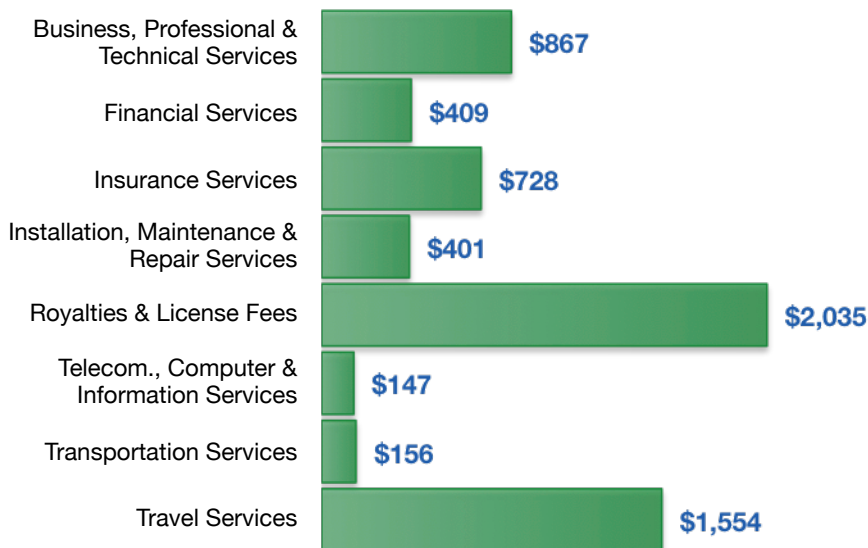
The U.S. services industries are the most competitive and innovative in the world. They provide new economic opportunities and contribute to the successful production of manufacturing and agriculture in the United States and abroad.

2007	2017
\$3.7 billion	\$6.3 billion



Wisconsin Services Exports Support 40,450 Jobs

Wisconsin Services Exports by Sector, 2017 (\$ million)



Wisconsin Services Exports to Select Countries, 2017

- To China:** \$423 million in services exports supporting 3,350 jobs
- To Canada:** \$509 million in services exports supporting 3,370 jobs
- To Mexico:** \$252 million in services exports supporting 1,980 jobs
- To Korea:** \$227 million in services exports supporting 1,470 jobs
- To Japan:** \$408 million in services exports supporting 2,550 jobs
- To EU:** \$1.5 billion in services exports supporting 8,250 jobs
- To UK:** \$487 million in services exports supporting 3,190 jobs

* Sources: National data from the U.S. Bureau of Economic Analysis, state export and jobs data from The Trade Partnership.
Copyright 2019. The Coalition of Services Industries. All rights reserved.

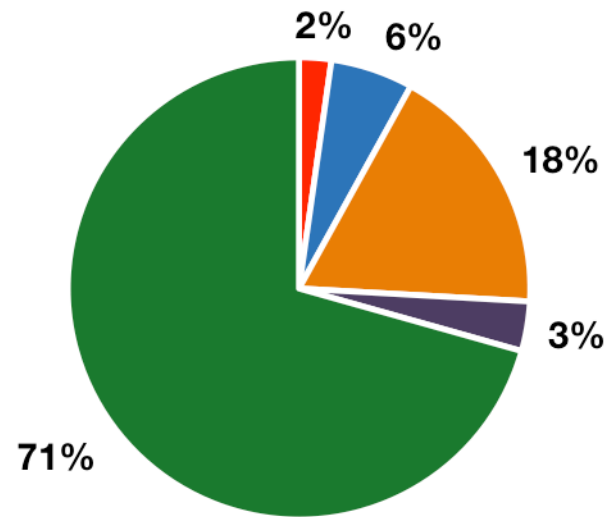
For more information on all fifty states, please visit servicescoalition.org/exports or contact admin@usci.org

WISCONSIN

Services Fuel U.S. Jobs and Growth

Services fuel America's economic growth and jobs, generating more than 77 percent of employment in the United States and 67 percent of GDP. Services are a major component of the manufacturing and agricultural sectors, and they boost the competitiveness of those sectors.

Services accounted for 71 percent of all jobs for Wisconsin workers in 2017. The top services sector for employment was Education, Health Care, & Social Assistance, which alone employed 699,470 Wisconsin workers.



■ Services
 ■ Agriculture
 ■ Construction
 ■ Manufacturing
 ■ Public Administration

Services Industries Employ **2.1 Million** Wisconsin Workers

Wisconsin Workers by Sector and Services Subsector, 2017

Agriculture, Forestry, & Mining	67,060
Construction	172,310
Manufacturing	532,090
Public Administration	103,380
Total Services	2,104,370
<i>Wholesale Trade</i>	85,700
<i>Retail Trade</i>	323,110
<i>Transportation, Warehousing, & Utilities</i>	133,770
<i>Information</i>	48,050
<i>Finance, Insurance, & Real Estate</i>	182,990
<i>Professional, Scientific, & Management</i>	256,210
<i>Education, Health Care, & Social Assistance</i>	699,470
<i>Arts, Entertainment, Accommodation, & Food</i>	255,510
<i>Other Services</i>	119,550