

VERMONT

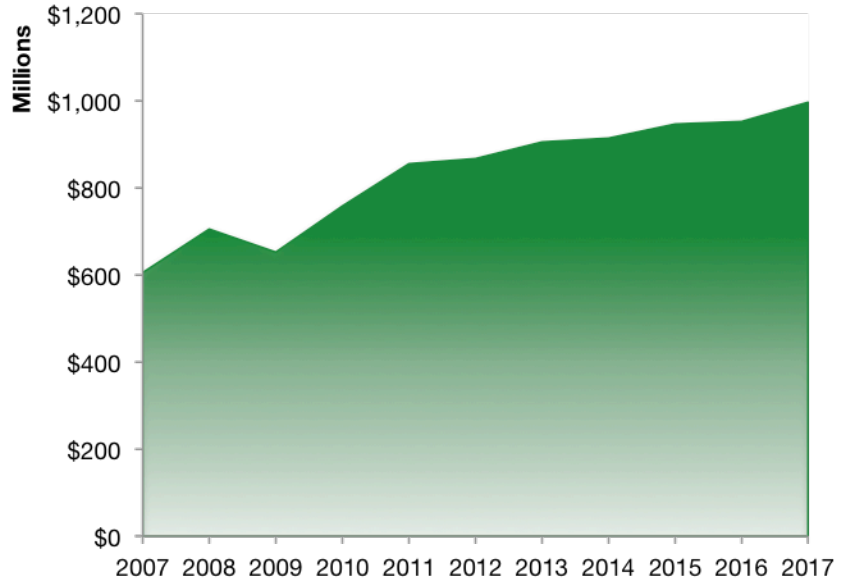
Vermont Services Exports

U.S. Services Supply the World

Vermont has seen a rise in overall services exports since 2007, boosting state economic growth and jobs, and contributing to the overall U.S. services trade surplus of \$248 billion in 2017.

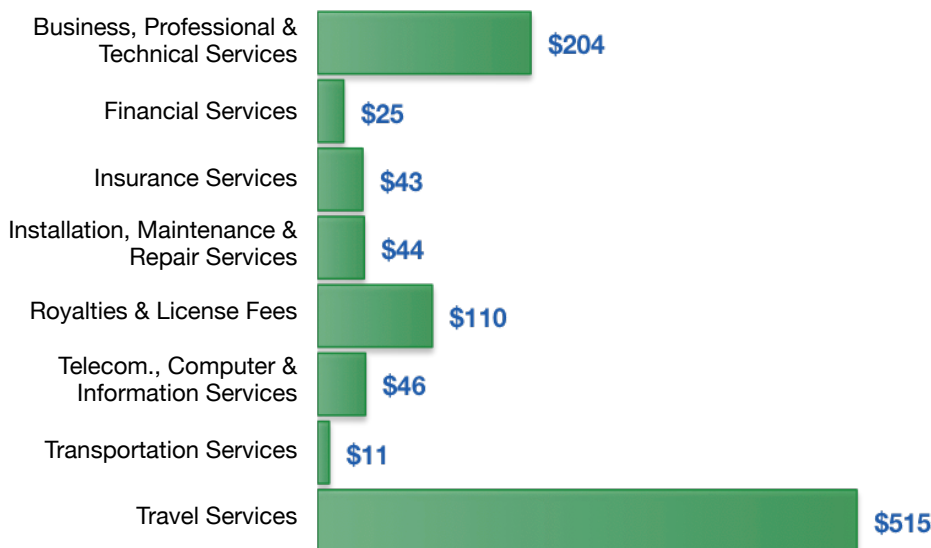
The U.S. services industries are the most competitive and innovative in the world. They provide new economic opportunities and contribute to the successful production of manufacturing and agriculture in the United States and abroad.

2007	2017
\$606 million	\$998 million



Vermont Services Exports Support 8,050 Jobs

Vermont Services Exports by Sector, 2017 (\$ million)



Vermont Services Exports to Select Countries, 2017

- To China:** \$85 million in services exports supporting 770 jobs
- To Canada:** \$82 million in services exports supporting 680 jobs
- To Mexico:** \$61 million in services exports supporting 550 jobs
- To Korea:** \$36 million in services exports supporting 300 jobs
- To Japan:** \$59 million in services exports supporting 460 jobs
- To EU:** \$197 million in services exports supporting 1,490 jobs
- To UK:** \$81 million in services exports supporting 640 jobs

* Sources: National data from the U.S. Bureau of Economic Analysis, state export and jobs data from The Trade Partnership.
Copyright 2019. The Coalition of Services Industries. All rights reserved.

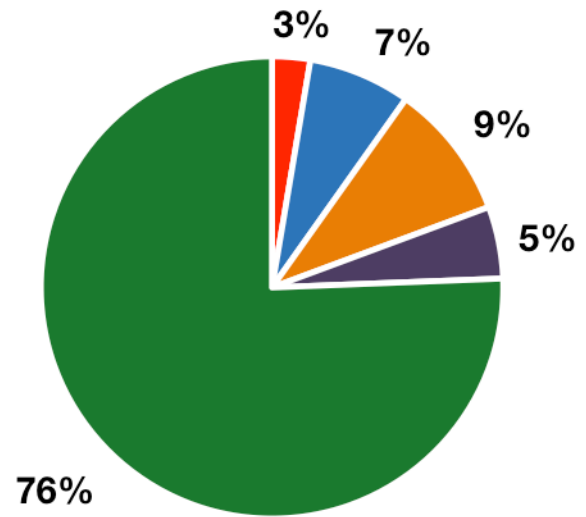
For more information on all fifty states, please visit servicescoalition.org/exports or contact admin@uscsi.org

VERMONT

Services Fuel U.S. Jobs and Growth

Services fuel America's economic growth and jobs, generating more than 77 percent of employment in the United States and 67 percent of GDP. Services are a major component of the manufacturing and agricultural sectors, and they boost the competitiveness of those sectors.

Services accounted for 76 percent of all jobs for Vermont workers in 2017. The top services sector for employment was Education, Health Care, & Social Assistance, which alone employed 90,800 Vermont workers.



Services Industries Employ **246,640** Vermont Workers

Vermont Workers by Sector and Services Subsector, 2017

Agriculture, Forestry, & Mining	8,690
Construction	23,350
Manufacturing	31,040
Public Administration	16,430
Total Services	246,640
<i>Wholesale Trade</i>	6,180
<i>Retail Trade</i>	40,120
<i>Transportation, Warehousing, & Utilities</i>	10,450
<i>Information</i>	5,650
<i>Finance, Insurance, & Real Estate</i>	13,710
<i>Professional, Scientific, & Management</i>	31,230
<i>Education, Health Care, & Social Assistance</i>	90,800
<i>Arts, Entertainment, Accommodation, & Food</i>	33,520
<i>Other Services</i>	14,980