

VIRGINIA

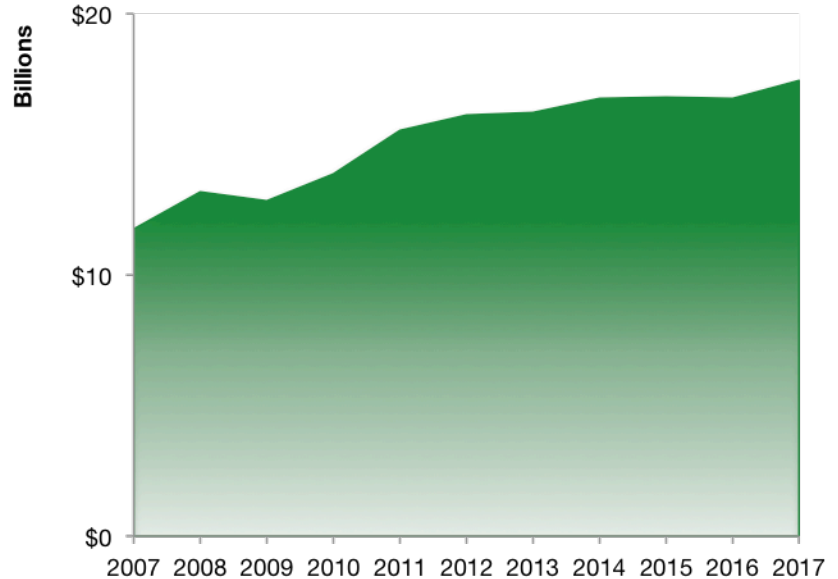
Virginia Services Exports

U.S. Services Supply the World

Virginia has seen a rise in overall services exports since 2007, boosting state economic growth and jobs, and contributing to the overall U.S. services trade surplus of \$248 billion in 2017.

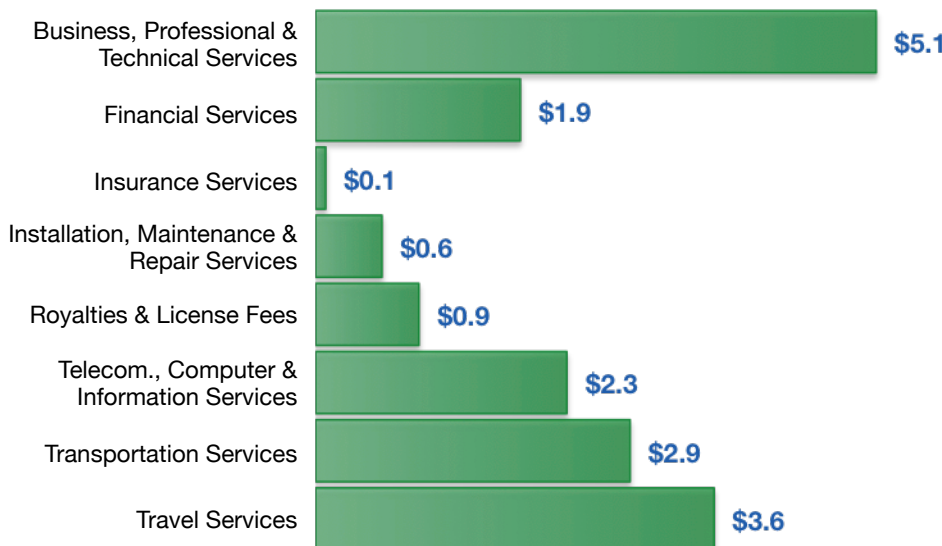
The U.S. services industries are the most competitive and innovative in the world. They provide new economic opportunities and contribute to the successful production of manufacturing and agriculture in the United States and abroad.

2007	2017
\$11.8 billion	\$17.4 billion



Virginia Services Exports Support 123,230 Jobs

Virginia Services Exports by Sector, 2017 (\$ billion)



Virginia Services Exports to Select Countries, 2017

- To China:** \$1.0 billion in services exports supporting 8,100 jobs
- To Canada:** \$1.4 billion in services exports supporting 9,850 jobs
- To Mexico:** \$750 million in services exports supporting 5,860 jobs
- To Korea:** \$459 million in services exports supporting 3,450 jobs
- To Japan:** \$1.1 billion in services exports supporting 7,360 jobs
- To EU:** \$4.0 billion in services exports supporting 27,150 jobs
- To UK:** \$1.7 billion in services exports supporting 11,710 jobs

* Sources: National data from the U.S. Bureau of Economic Analysis, state export and jobs data from The Trade Partnership.
Copyright 2019. The Coalition of Services Industries. All rights reserved.

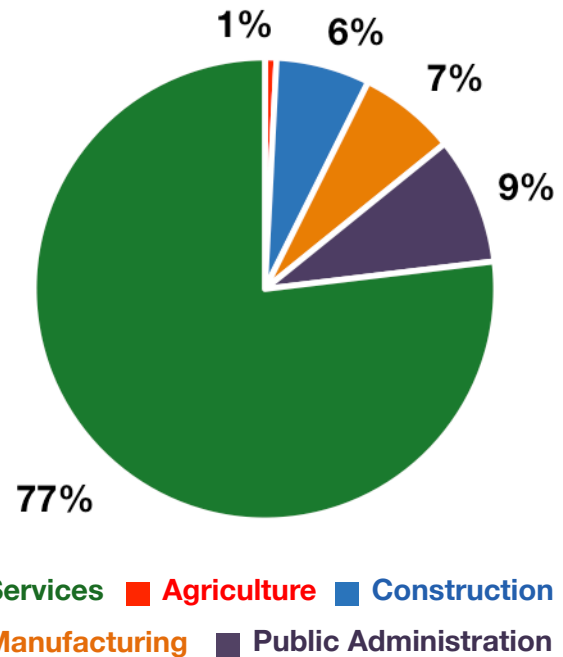
For more information on all fifty states, please visit servicescoalition.org/exports or contact admin@uscsi.org

VIRGINIA

Services Fuel U.S. Jobs and Growth

Services fuel America's economic growth and jobs, generating more than 77 percent of employment in the United States and 67 percent of GDP. Services are a major component of the manufacturing and agricultural sectors, and they boost the competitiveness of those sectors.

Services accounted for 77 percent of all jobs for Virginia workers in 2017. The top services sector for employment was Education, Health Care, & Social Assistance, which alone employed 922,710 Virginia workers.



Services Industries Employ **3.2 Million** Virginia Workers

Virginia Workers by Sector and Services Subsector, 2017

Agriculture, Forestry, & Mining	33,580
Construction	273,630
Manufacturing	283,600
Public Administration	371,010
Total Services	3,203,110
<i>Wholesale Trade</i>	69,050
<i>Retail Trade</i>	429,600
<i>Transportation, Warehousing, & Utilities</i>	186,930
<i>Information</i>	80,430
<i>Finance, Insurance, & Real Estate</i>	266,560
<i>Professional, Scientific, & Management</i>	652,830
<i>Education, Health Care, & Social Assistance</i>	922,710
<i>Arts, Entertainment, Accommodation, & Food</i>	373,410
<i>Other Services</i>	221,590