

UTAH

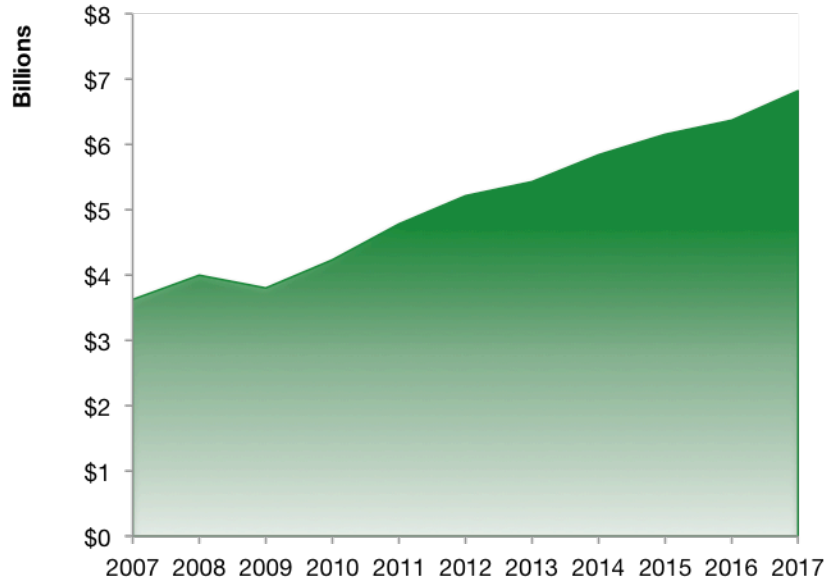
Utah Services Exports

U.S. Services Supply the World

Utah has seen a rise in overall services exports since 2007, boosting state economic growth and jobs, and contributing to the overall U.S. services trade surplus of \$248 billion in 2017.

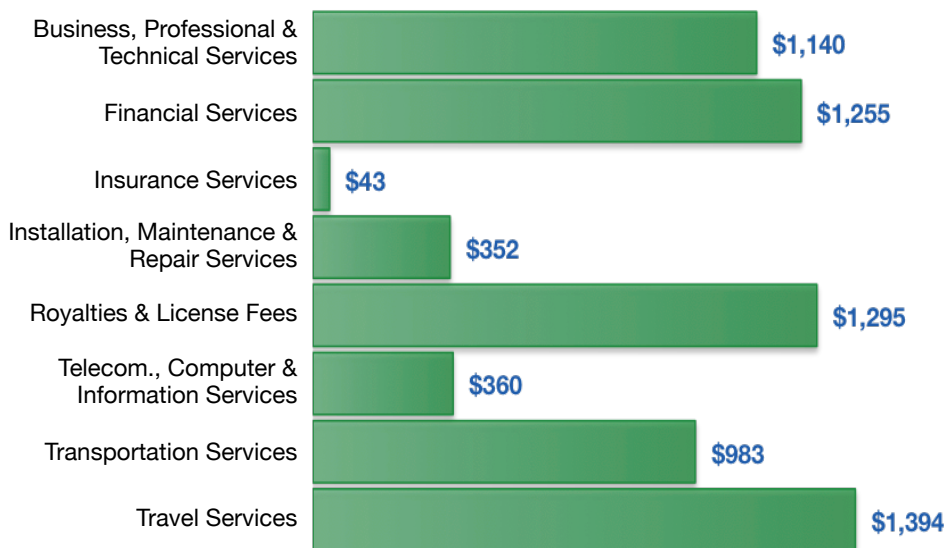
The U.S. services industries are the most competitive and innovative in the world. They provide new economic opportunities and contribute to the successful production of manufacturing and agriculture in the United States and abroad.

2007	2017
\$3.6 billion	\$6.8 billion



Utah Services Exports Support 42,810 Jobs

Utah Services Exports by Sector, 2017 (\$ million)



Utah Services Exports to Select Countries, 2017

- To China:** \$404 million in services exports supporting 2,970 jobs
- To Canada:** \$510 million in services exports supporting 3,350 jobs
- To Mexico:** \$281 million in services exports supporting 2,090 jobs
- To Korea:** \$197 million in services exports supporting 1,300 jobs
- To Japan:** \$414 million in services exports supporting 2,480 jobs
- To EU:** \$1.6 billion in services exports supporting 9,020 jobs
- To UK:** \$617 million in services exports supporting 3,900 jobs

* Sources: National data from the U.S. Bureau of Economic Analysis, state export and jobs data from The Trade Partnership.
Copyright 2019. The Coalition of Services Industries. All rights reserved.

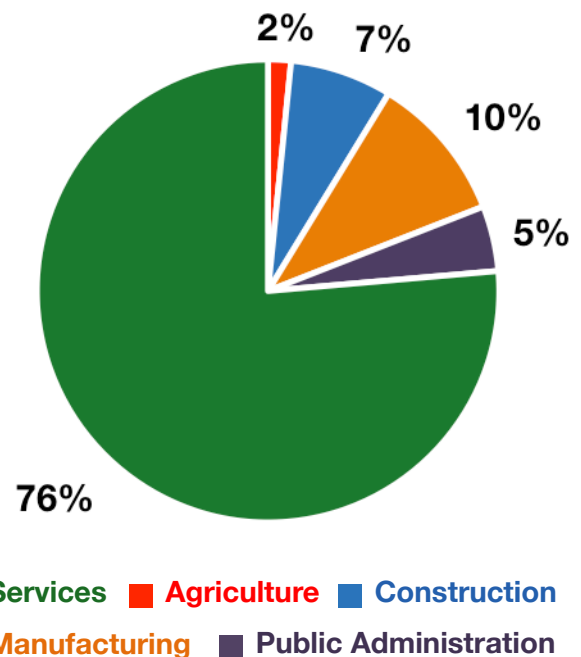
For more information on all fifty states, please visit servicescoalition.org/exports or contact admin@uscisi.org

UTAH

Services Fuel U.S. Jobs and Growth

Services fuel America's economic growth and jobs, generating more than 77 percent of employment in the United States and 67 percent of GDP. Services are a major component of the manufacturing and agricultural sectors, and they boost the competitiveness of those sectors.

Services accounted for 76 percent of all jobs for Utah workers in 2017. The top services sector for employment was Education, Health Care, & Social Assistance, which alone employed 336,180 Utah workers.



Services Industries Employ **1.1 Million** Utah Workers

Utah Workers by Sector and Services Subsector, 2017

Agriculture, Forestry, & Mining	24,130
Construction	107,430
Manufacturing	155,210
Public Administration	68,670
Total Services	1,149,560
<i>Wholesale Trade</i>	38,400
<i>Retail Trade</i>	166,920
<i>Transportation, Warehousing, & Utilities</i>	75,580
<i>Information</i>	33,880
<i>Finance, Insurance, & Real Estate</i>	104,490
<i>Professional, Scientific, & Management</i>	192,350
<i>Education, Health Care, & Social Assistance</i>	336,180
<i>Arts, Entertainment, Accommodation, & Food</i>	133,000
<i>Other Services</i>	68,760