

TEXAS

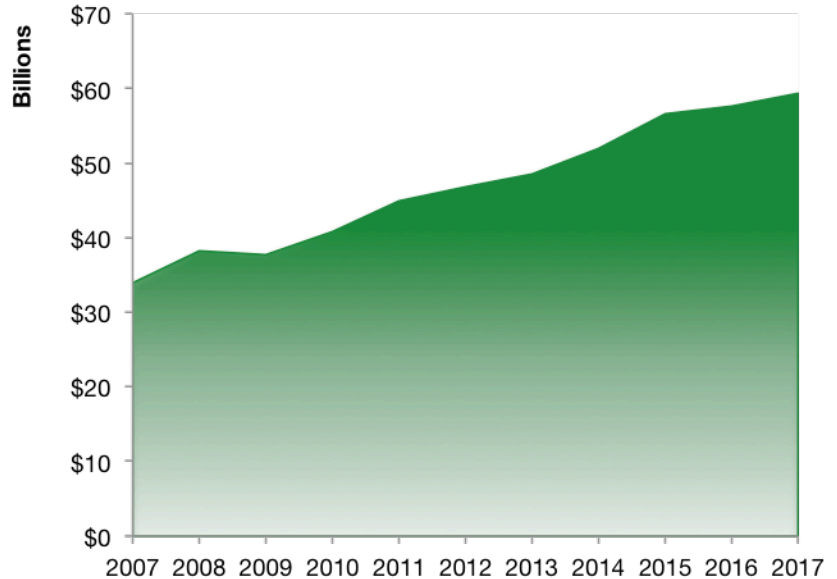
Texas Services Exports

U.S. Services Supply the World

Texas has seen a rise in overall services exports since 2007, boosting state economic growth and jobs, and contributing to the overall U.S. services trade surplus of \$248 billion in 2017.

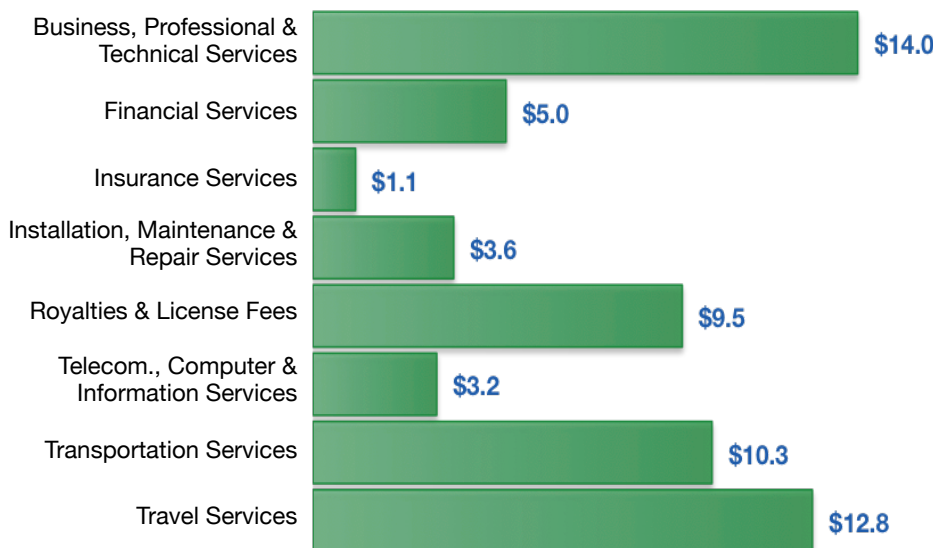
The U.S. services industries are the most competitive and innovative in the world. They provide new economic opportunities and contribute to the successful production of manufacturing and agriculture in the United States and abroad.

2007	2017
\$33.9 billion	\$59.5 billion



Texas Services Exports Support 392,700 Jobs

Texas Services Exports by Sector, 2017 (\$ billion)



Texas Services Exports to Select Countries, 2017

- To China:** \$4.0 billion in services exports supporting 29,520 jobs
- To Canada:** \$4.3 billion in services exports supporting 29,340 jobs
- To Mexico:** \$2.6 billion in services exports supporting 19,470 jobs
- To Korea:** \$1.8 billion in services exports supporting 12,480 jobs
- To Japan:** \$3.7 billion in services exports supporting 23,440 jobs
- To EU:** \$13.8 billion in services exports supporting 86,460 jobs
- To UK:** \$5.1 billion in services exports supporting 33,940 jobs

* Sources: National data from the U.S. Bureau of Economic Analysis, state export and jobs data from The Trade Partnership.
Copyright 2019. The Coalition of Services Industries. All rights reserved.

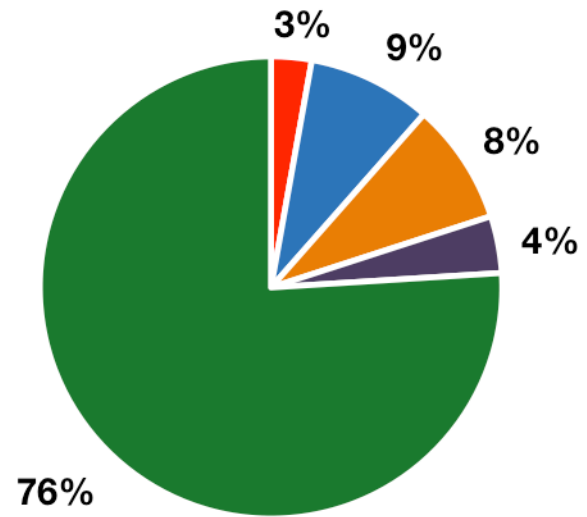
For more information on all fifty states, please visit servicescoalition.org/exports or contact admin@uscisi.org

TEXAS

Services Fuel U.S. Jobs and Growth

Services fuel America's economic growth and jobs, generating more than 77 percent of employment in the United States and 67 percent of GDP. Services are a major component of the manufacturing and agricultural sectors, and they boost the competitiveness of those sectors.

Services accounted for 76 percent of all jobs for Texas workers in 2017. The top services sector for employment was Education, Health Care, & Social Assistance, which alone employed 2.8 million Texas workers.



■ Services
 ■ Agriculture
 ■ Construction
■ Manufacturing
 ■ Public Administration

Services Industries Employ **10.0 Million** Texas Workers

Texas Workers by Sector and Services Subsector, 2017

Agriculture, Forestry, & Mining	374,040
Construction	1,145,050
Manufacturing	1,122,570
Public Administration	526,540
Total Services	10,033,700
<i>Wholesale Trade</i>	<i>378,160</i>
<i>Retail Trade</i>	<i>1,510,010</i>
<i>Transportation, Warehousing, & Utilities</i>	<i>775,280</i>
<i>Information</i>	<i>229,430</i>
<i>Finance, Insurance, & Real Estate</i>	<i>880,820</i>
<i>Professional, Scientific, & Management</i>	<i>1,500,130</i>
<i>Education, Health Care, & Social Assistance</i>	<i>2,846,480</i>
<i>Arts, Entertainment, Accommodation, & Food</i>	<i>1,232,850</i>
<i>Other Services</i>	<i>680,540</i>