

SOUTH DAKOTA

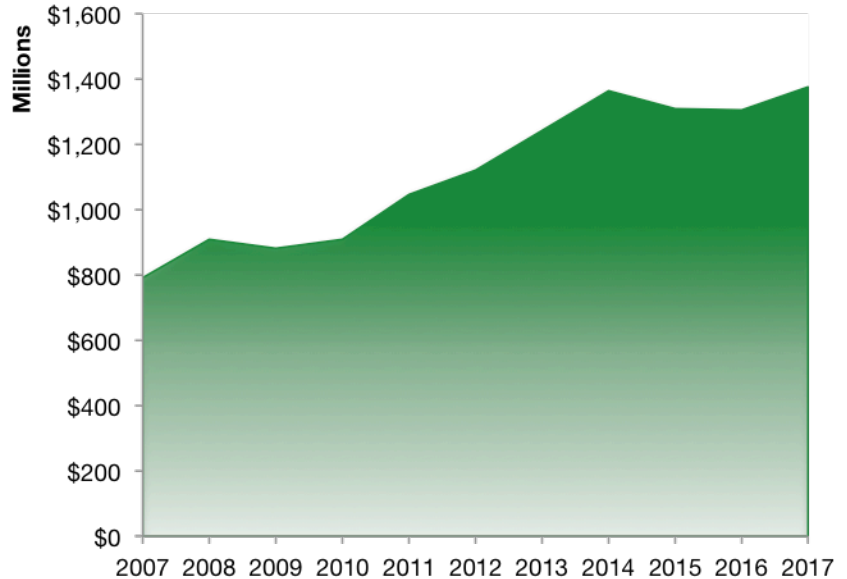
South Dakota Services Exports

U.S. Services Supply the World

South Dakota has seen a rise in overall services exports since 2007, boosting state economic growth and jobs, and contributing to the overall U.S. services trade surplus of \$248 billion in 2017.

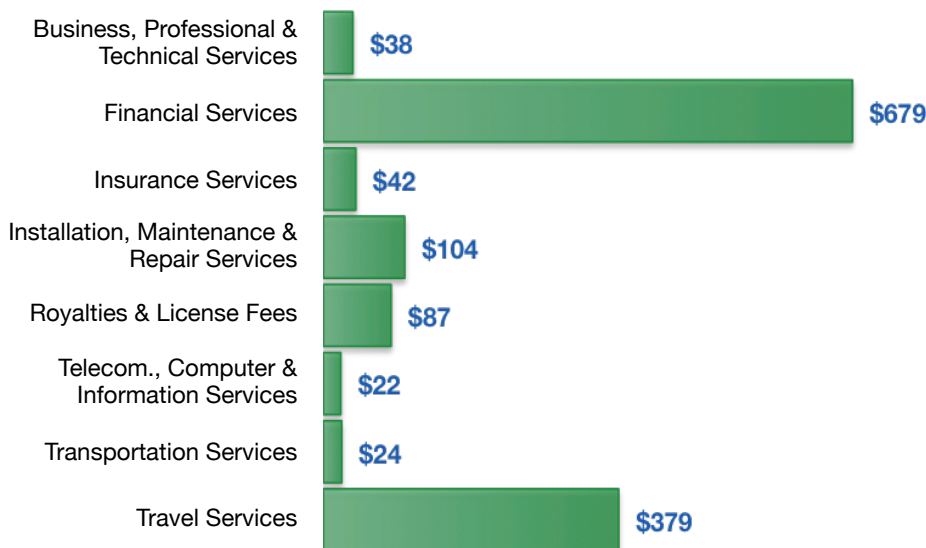
The U.S. services industries are the most competitive and innovative in the world. They provide new economic opportunities and contribute to the successful production of manufacturing and agriculture in the United States and abroad.

2007	2017
\$793 million	\$1.4 billion



South Dakota Services Exports Support 9,560 Jobs

South Dakota Services Exports by Sector, 2017 (\$ million)



South Dakota Services Exports to Select Countries, 2017

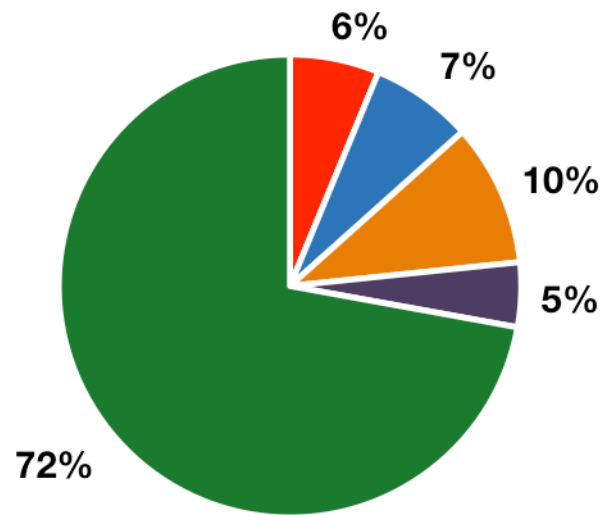
- To China:** \$89 million in services exports supporting 690 jobs
- To Canada:** \$106 million in services exports supporting 750 jobs
- To Mexico:** \$54 million in services exports supporting 460 jobs
- To Korea:** \$34 million in services exports supporting 260 jobs
- To Japan:** \$64 million in services exports supporting 460 jobs
- To EU:** \$232 million in services exports supporting 1,580 jobs
- To UK:** \$155 million in services exports supporting 1,030 jobs

SOUTH DAKOTA

Services Fuel U.S. Jobs and Growth

Services fuel America's economic growth and jobs, generating more than 77 percent of employment in the United States and 67 percent of GDP. Services are a major component of the manufacturing and agricultural sectors, and they boost the competitiveness of those sectors.

Services accounted for 72 percent of all jobs for South Dakota workers in 2017. The top services sector for employment was Education, Health Care, & Social Assistance, which alone employed 104,880 South Dakota workers.



Services Industries Employ **319,210** South Dakota Workers

South Dakota Workers by Sector and Services Subsector, 2017

Agriculture, Forestry, & Mining	27,660
Construction	31,610
Manufacturing	44,050
Public Administration	19,950
Total Services	319,210
<i>Wholesale Trade</i>	12,580
<i>Retail Trade</i>	55,710
<i>Transportation, Warehousing, & Utilities</i>	17,990
<i>Information</i>	6,330
<i>Finance, Insurance, & Real Estate</i>	32,020
<i>Professional, Scientific, & Management</i>	28,080
<i>Education, Health Care, & Social Assistance</i>	104,880
<i>Arts, Entertainment, Accommodation, & Food</i>	42,910
<i>Other Services</i>	18,700