

RHODE ISLAND

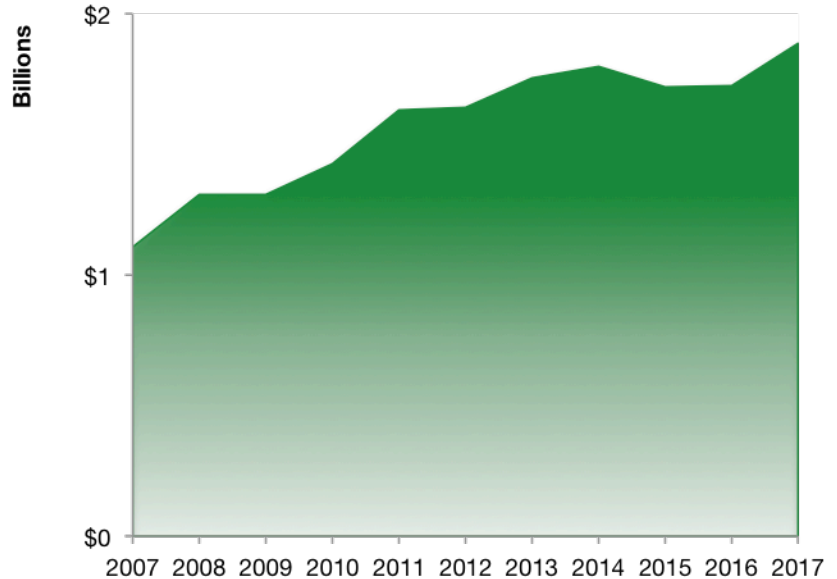
Rhode Island Services Exports

U.S. Services Supply the World

Rhode Island has seen a rise in overall services exports since 2007, boosting state economic growth and jobs, and contributing to the overall U.S. services trade surplus of \$248 billion in 2017.

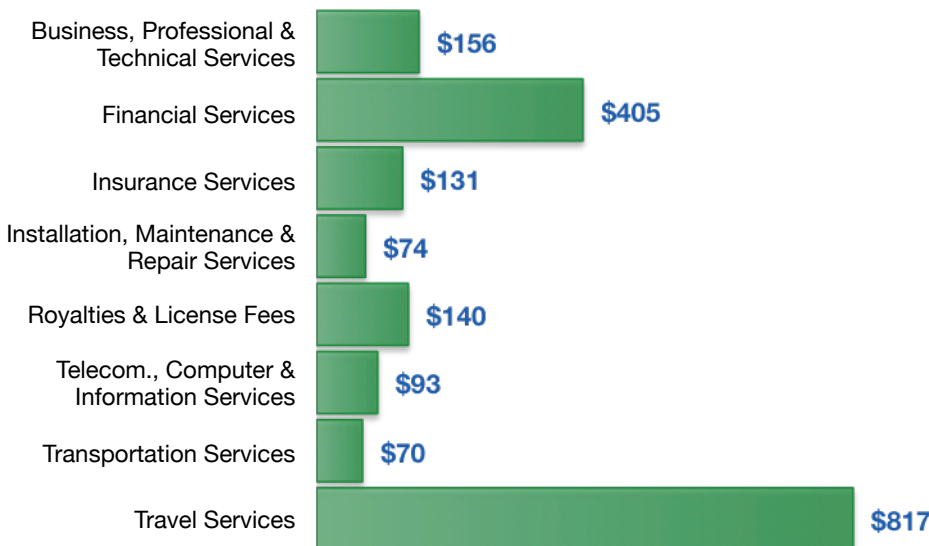
The U.S. services industries are the most competitive and innovative in the world. They provide new economic opportunities and contribute to the successful production of manufacturing and agriculture in the United States and abroad.

2007	2017
\$1.1 billion	\$1.9 billion



Rhode Island Services Exports Support 14,180 Jobs

Rhode Island Services Exports by Sector, 2017 (\$ million)



Rhode Island Services Exports to Select Countries, 2017

- To China:** \$166 million in services exports supporting 1,440 jobs
- To Canada:** \$150 million in services exports supporting 1,150 jobs
- To Mexico:** \$97 million in services exports supporting 850 jobs
- To Korea:** \$63 million in services exports supporting 510 jobs
- To Japan:** \$112 million in services exports supporting 820 jobs
- To EU:** \$318 million in services exports supporting 2,260 jobs
- To UK:** \$177 million in services exports supporting 1,230 jobs

* Sources: National data from the U.S. Bureau of Economic Analysis, state export and jobs data from The Trade Partnership.
Copyright 2019. The Coalition of Services Industries. All rights reserved.

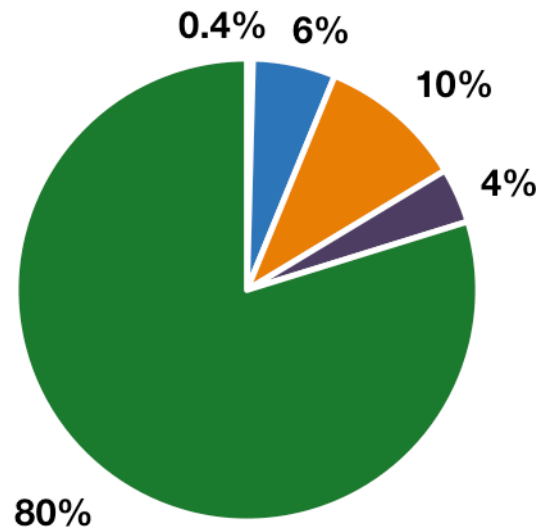
For more information on all fifty states, please visit servicescoalition.org/exports or contact admin@uscisi.org

RHODE ISLAND

Services Fuel U.S. Jobs and Growth

Services fuel America's economic growth and jobs, generating more than 77 percent of employment in the United States and 67 percent of GDP. Services are a major component of the manufacturing and agricultural sectors, and they boost the competitiveness of those sectors.

Services accounted for 80 percent of all jobs for Rhode Island workers in 2017. The top services sector for employment was Education, Health Care, & Social Assistance, which alone employed 142,930 Rhode Island workers.



Services Industries Employ **429,150** Rhode Island Workers

Rhode Island Workers by Sector and Services Subsector, 2017

Agriculture, Forestry, & Mining	2,250
Construction	31,120
Manufacturing	54,670
Public Administration	20,740
Total Services	429,150
<i>Wholesale Trade</i>	<i>11,810</i>
<i>Retail Trade</i>	<i>66,470</i>
<i>Transportation, Warehousing, & Utilities</i>	<i>23,150</i>
<i>Information</i>	<i>9,310</i>
<i>Finance, Insurance, & Real Estate</i>	<i>37,240</i>
<i>Professional, Scientific, & Management</i>	<i>57,150</i>
<i>Education, Health Care, & Social Assistance</i>	<i>142,930</i>
<i>Arts, Entertainment, Accommodation, & Food</i>	<i>56,790</i>
<i>Other Services</i>	<i>24,300</i>