

## OKLAHOMA

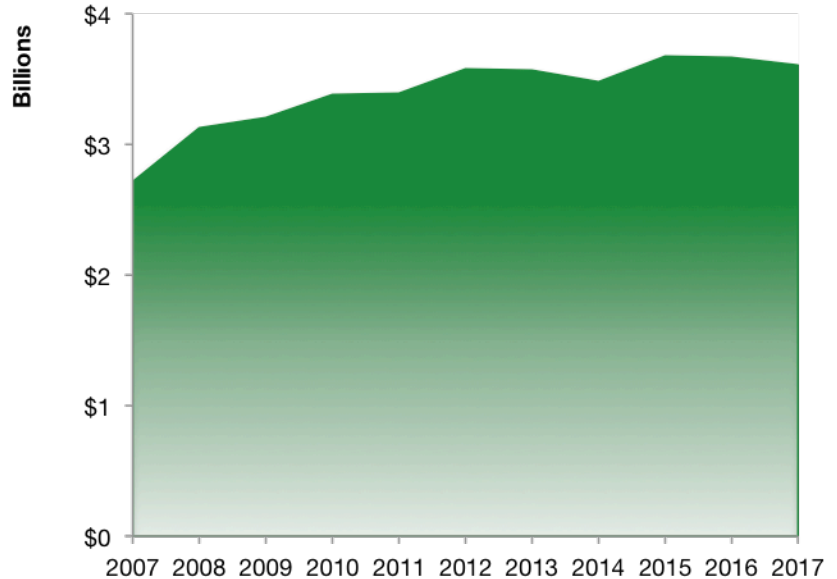
### Oklahoma Services Exports

#### U.S. Services Supply the World

Oklahoma has seen a rise in overall services exports since 2007, boosting state economic growth and jobs, and contributing to the overall U.S. services trade surplus of \$248 billion in 2017.

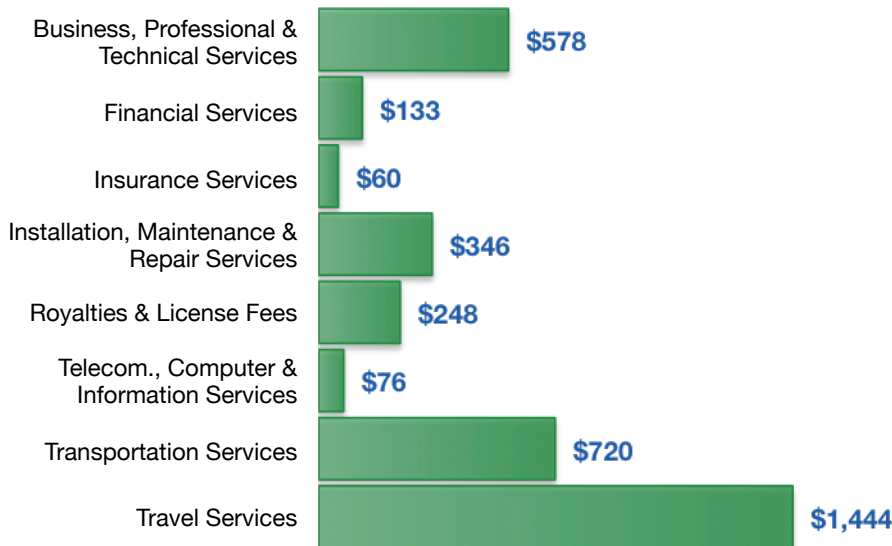
The U.S. services industries are the most competitive and innovative in the world. They provide new economic opportunities and contribute to the successful production of manufacturing and agriculture in the United States and abroad.

2007	2017
<b>\$2.7 billion</b>	<b>\$3.6 billion</b>



### Oklahoma Services Exports Support 26,530 Jobs

#### Oklahoma Services Exports by Sector, 2017 (\$ million)



#### Oklahoma Services Exports to Select Countries, 2017

- To China:** \$310 million in services exports supporting 2,520 jobs
- To Canada:** \$308 million in services exports supporting 2,240 jobs
- To Mexico:** \$219 million in services exports supporting 1,770 jobs
- To Korea:** \$114 million in services exports supporting 920 jobs
- To Japan:** \$240 million in services exports supporting 1,640 jobs
- To EU:** \$657 million in services exports supporting 4,630 jobs
- To UK:** \$305 million in services exports supporting 2,140 jobs

\* Sources: National data from the U.S. Bureau of Economic Analysis, state export and jobs data from The Trade Partnership.  
Copyright 2019. The Coalition of Services Industries. All rights reserved.

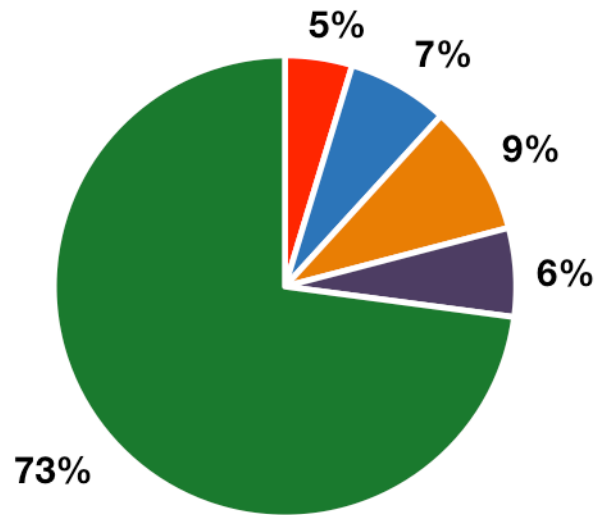
For more information on all fifty states, please visit [servicescoalition.org/exports](http://servicescoalition.org/exports) or contact [admin@usci.org](mailto:admin@usci.org)

## OKLAHOMA

### Services Fuel U.S. Jobs and Growth

Services fuel America's economic growth and jobs, generating more than 77 percent of employment in the United States and 67 percent of GDP. Services are a major component of the manufacturing and agricultural sectors, and they boost the competitiveness of those sectors.

Services accounted for 73 percent of all jobs for Oklahoma workers in 2017. The top services sector for employment was Education, Health Care, & Social Assistance, which alone employed 395,320 Oklahoma workers.



Services Industries Employ **1.3 Million** Oklahoma Workers

## Oklahoma Workers by Sector and Services Subsector, 2017

Agriculture, Forestry, & Mining	<b>82,590</b>
Construction	<b>124,520</b>
Manufacturing	<b>160,580</b>
Public Administration	<b>109,080</b>
<b>Total Services</b>	<b>1,281,630</b>
<i>Wholesale Trade</i>	<i>44,130</i>
<i>Retail Trade</i>	<i>203,890</i>
<i>Transportation, Warehousing, &amp; Utilities</i>	<i>92,680</i>
<i>Information</i>	<i>32,180</i>
<i>Finance, Insurance, &amp; Real Estate</i>	<i>98,990</i>
<i>Professional, Scientific, &amp; Management</i>	<i>150,900</i>
<i>Education, Health Care, &amp; Social Assistance</i>	<i>395,320</i>
<i>Arts, Entertainment, Accommodation, &amp; Food</i>	<i>170,440</i>
<i>Other Services</i>	<i>93,090</i>