

NEW YORK

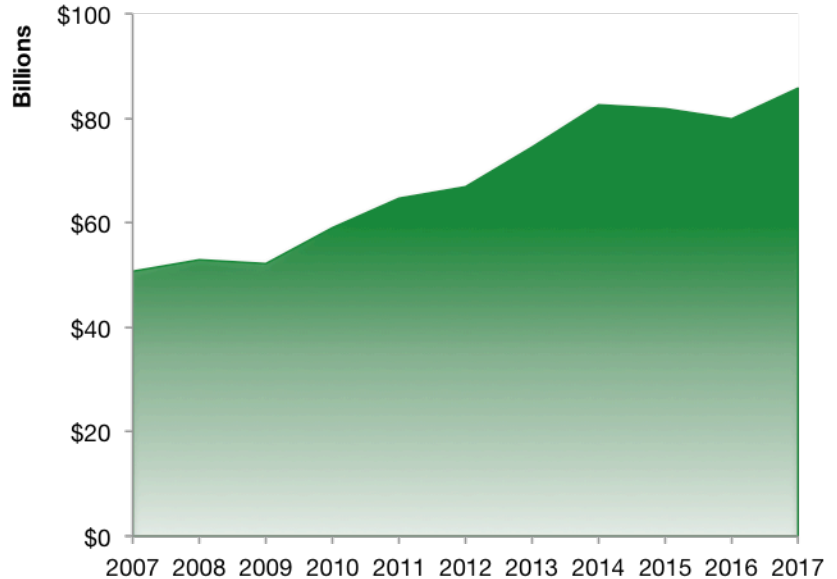
New York Services Exports

U.S. Services Supply the World

New York has seen a rise in overall services exports since 2007, boosting state economic growth and jobs, and contributing to the overall U.S. services trade surplus of \$248 billion in 2017.

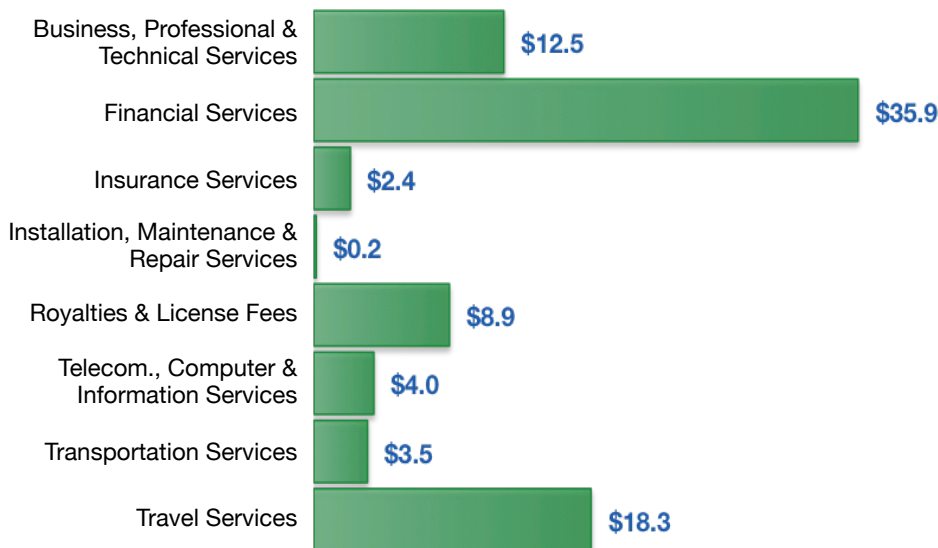
The U.S. services industries are the most competitive and innovative in the world. They provide new economic opportunities and contribute to the successful production of manufacturing and agriculture in the United States and abroad.

2007	2017
\$50.7 billion	\$85.7 billion



New York Services Exports Support 552,400 Jobs

New York Services Exports by Sector, 2017 (\$ billion)



New York Services Exports to Select Countries, 2017

- To China:** \$5.0 billion in services exports supporting 39,630 jobs
- To Canada:** \$7.1 billion in services exports supporting 46,480 jobs
- To Mexico:** \$3.0 billion in services exports supporting 23,730 jobs
- To Korea:** \$1.8 billion in services exports supporting 13,600 jobs
- To Japan:** \$4.2 billion in services exports supporting 27,150 jobs
- To EU:** \$16.8 billion in services exports supporting 104,450 jobs
- To UK:** \$10.3 billion in services exports supporting 61,030 jobs

* Sources: National data from the U.S. Bureau of Economic Analysis, state export and jobs data from The Trade Partnership.
Copyright 2019. The Coalition of Services Industries. All rights reserved.

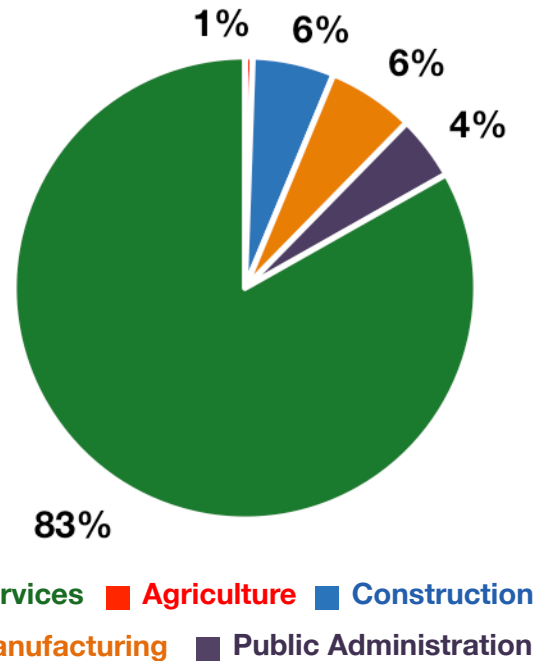
For more information on all fifty states, please visit servicescoalition.org/exports or contact admin@uscsi.org

NEW YORK

Services Fuel U.S. Jobs and Growth

Services fuel America's economic growth and jobs, generating more than 77 percent of employment in the United States and 67 percent of GDP. Services are a major component of the manufacturing and agricultural sectors, and they boost the competitiveness of those sectors.

Services accounted for 83 percent of all jobs for New York workers in 2017. The top services sector for employment was Education, Health Care, & Social Assistance, which alone employed 2.7 million New York workers.



Services Industries Employ **8.0 Million** New York Workers

New York Workers by Sector and Services Subsector, 2017

Agriculture, Forestry, & Mining	52,520
Construction	551,540
Manufacturing	584,900
Public Administration	431,900
Total Services	8,013,580
<i>Wholesale Trade</i>	221,500
<i>Retail Trade</i>	989,480
<i>Transportation, Warehousing, & Utilities</i>	527,260
<i>Information</i>	273,630
<i>Finance, Insurance, & Real Estate</i>	770,440
<i>Professional, Scientific, & Management</i>	1,163,020
<i>Education, Health Care, & Social Assistance</i>	2,668,290
<i>Arts, Entertainment, Accommodation, & Food</i>	912,230
<i>Other Services</i>	487,740