

NEVADA

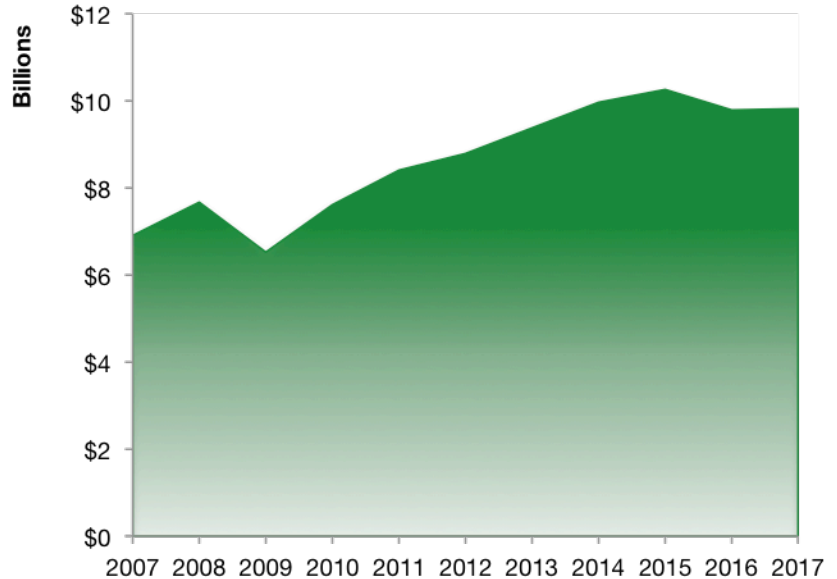
Nevada Services Exports

U.S. Services Supply the World

Nevada has seen a rise in overall services exports since 2007, boosting state economic growth and jobs, and contributing to the overall U.S. services trade surplus of \$248 billion in 2017.

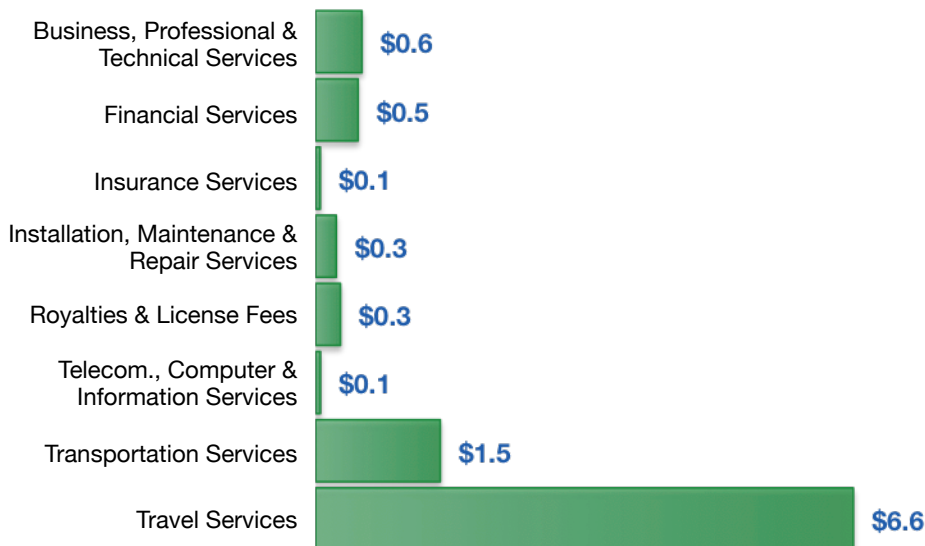
The U.S. services industries are the most competitive and innovative in the world. They provide new economic opportunities and contribute to the successful production of manufacturing and agriculture in the United States and abroad.

2007	2017
\$6.9 billion	\$9.8 billion



Nevada Services Exports Support 81,000 Jobs

Nevada Services Exports by Sector, 2017 (\$ billion)



Nevada Services Exports to Select Countries, 2017

- To China:** \$928 million in services exports supporting 8,170 jobs
- To Canada:** \$907 million in services exports supporting 7,560 jobs
- To Mexico:** \$804 million in services exports supporting 7,160 jobs
- To Korea:** \$362 million in services exports supporting 3,240 jobs
- To Japan:** \$659 million in services exports supporting 5,130 jobs
- To EU:** \$1.6 billion in services exports supporting 13,030 jobs
- To UK:** \$809 million in services exports supporting 6,330 jobs

* Sources: National data from the U.S. Bureau of Economic Analysis, state export and jobs data from The Trade Partnership.
Copyright 2019. The Coalition of Services Industries. All rights reserved.

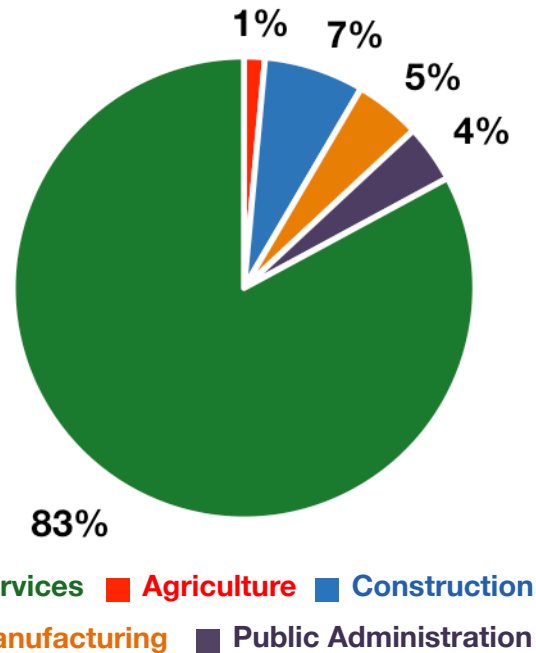
For more information on all fifty states, please visit servicescoalition.org/exports or contact admin@uscsi.org

NEVADA

Services Fuel U.S. Jobs and Growth

Services fuel America's economic growth and jobs, generating more than 77 percent of employment in the United States and 67 percent of GDP. Services are a major component of the manufacturing and agricultural sectors, and they boost the competitiveness of those sectors.

Services accounted for 83 percent of all jobs for Nevada workers in 2017. The top services sector for employment was Arts, Entertainment, Accommodation, & Food, which alone employed 348,180 Nevada workers.



Services Industries Employ **1.2 Million** Nevada Workers

Nevada Workers by Sector and Services Subsector, 2017

Agriculture, Forestry, & Mining	20,780
Construction	99,660
Manufacturing	65,910
Public Administration	57,640
Total Services	1,180,870
<i>Wholesale Trade</i>	30,210
<i>Retail Trade</i>	164,490
<i>Transportation, Warehousing, & Utilities</i>	85,870
<i>Information</i>	20,610
<i>Finance, Insurance, & Real Estate</i>	79,280
<i>Professional, Scientific, & Management</i>	153,800
<i>Education, Health Care, & Social Assistance</i>	232,110
<i>Arts, Entertainment, Accommodation, & Food</i>	348,180
<i>Other Services</i>	66,320