

# NEW MEXICO

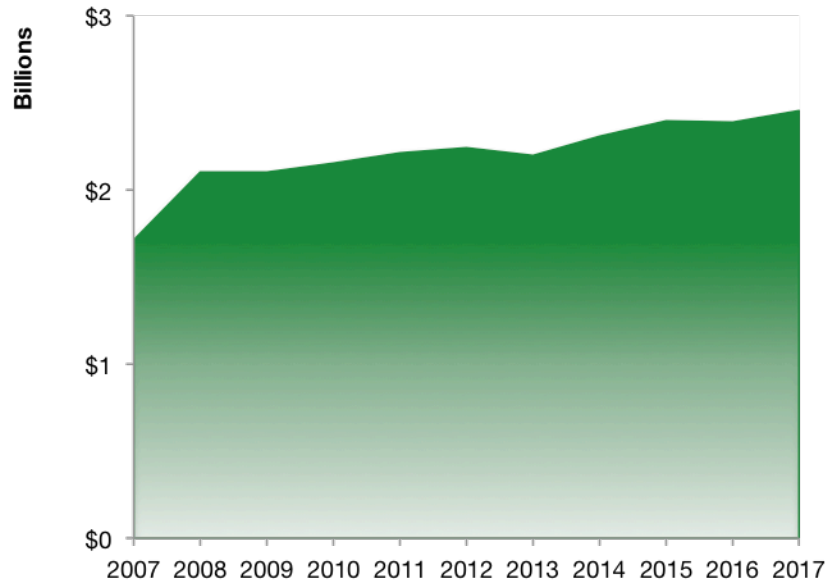
## New Mexico Services Exports

### U.S. Services Supply the World

New Mexico has seen a rise in overall services exports since 2007, boosting state economic growth and jobs, and contributing to the overall U.S. services trade surplus of \$248 billion in 2017.

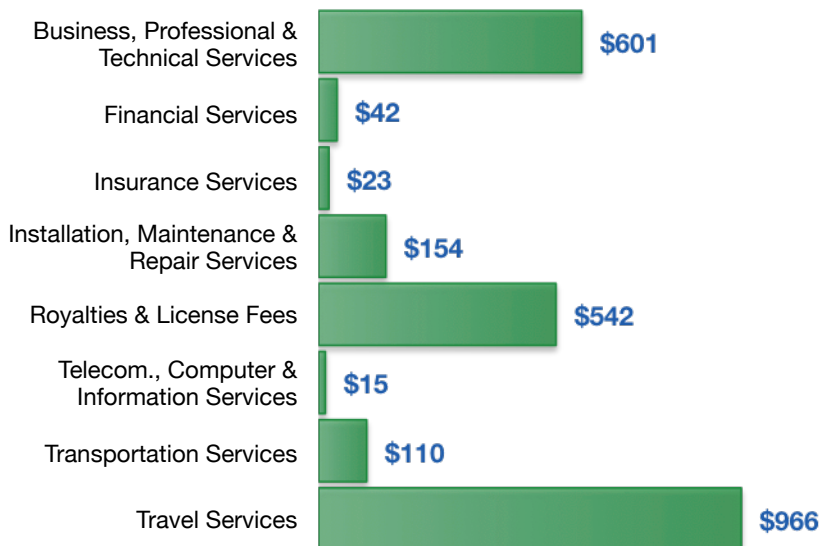
The U.S. services industries are the most competitive and innovative in the world. They provide new economic opportunities and contribute to the successful production of manufacturing and agriculture in the United States and abroad.

2007	2017
<b>\$1.7 billion</b>	<b>\$2.5 billion</b>



## New Mexico Services Exports Support 17,010 Jobs

### New Mexico Services Exports by Sector, 2017 (\$ million)



### New Mexico Services Exports to Select Countries, 2017

- To China:** \$183 million in services exports supporting 1,490 jobs
- To Canada:** \$193 million in services exports supporting 1,420 jobs
- To Mexico:** \$133 million in services exports supporting 1,130 jobs
- To Korea:** \$75 million in services exports supporting 590 jobs
- To Japan:** \$143 million in services exports supporting 980 jobs
- To EU:** \$524 million in services exports supporting 3,240 jobs
- To UK:** \$229 million in services exports supporting 1,490 jobs

\* Sources: National data from the U.S. Bureau of Economic Analysis, state export and jobs data from The Trade Partnership.  
Copyright 2019. The Coalition of Services Industries. All rights reserved.

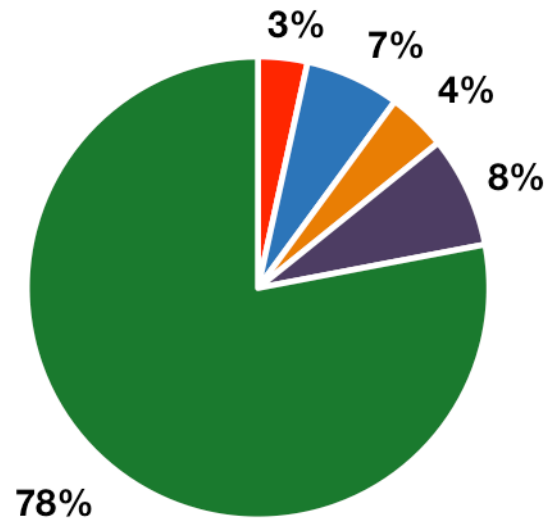
For more information on all fifty states, please visit [servicescoalition.org/exports](http://servicescoalition.org/exports) or contact [admin@uscisi.org](mailto:admin@uscisi.org)

## NEW MEXICO

### Services Fuel U.S. Jobs and Growth

Services fuel America's economic growth and jobs, generating more than 77 percent of employment in the United States and 67 percent of GDP. Services are a major component of the manufacturing and agricultural sectors, and they boost the competitiveness of those sectors.

Services accounted for 78 percent of all jobs for New Mexico workers in 2017. The top services sector for employment was Education, Health Care, & Social Assistance, which alone employed 222,940 New Mexico workers.



Services Industries Employ **678,790** New Mexico Workers

### New Mexico Workers by Sector and Services Subsector, 2017

Agriculture, Forestry, & Mining	30,030
Construction	57,660
Manufacturing	35,940
Public Administration	67,680
<b>Total Services</b>	<b>678,790</b>
<i>Wholesale Trade</i>	14,020
<i>Retail Trade</i>	98,590
<i>Transportation, Warehousing, &amp; Utilities</i>	36,220
<i>Information</i>	13,840
<i>Finance, Insurance, &amp; Real Estate</i>	41,660
<i>Professional, Scientific, &amp; Management</i>	100,700
<i>Education, Health Care, &amp; Social Assistance</i>	222,940
<i>Arts, Entertainment, Accommodation, &amp; Food</i>	104,340
<i>Other Services</i>	46,490