

NEW JERSEY

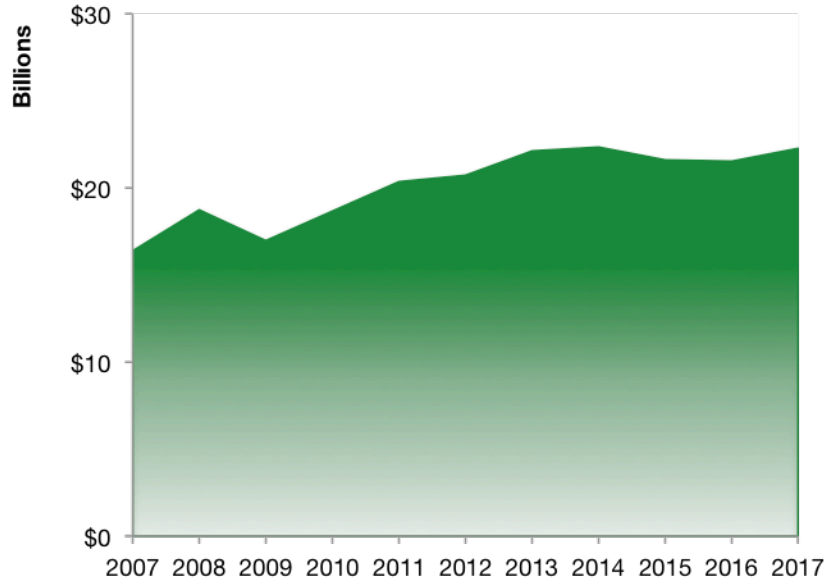
New Jersey Services Exports

U.S. Services Supply the World

New Jersey has seen a rise in overall services exports since 2007, boosting state economic growth and jobs, and contributing to the overall U.S. services trade surplus of \$248 billion in 2017.

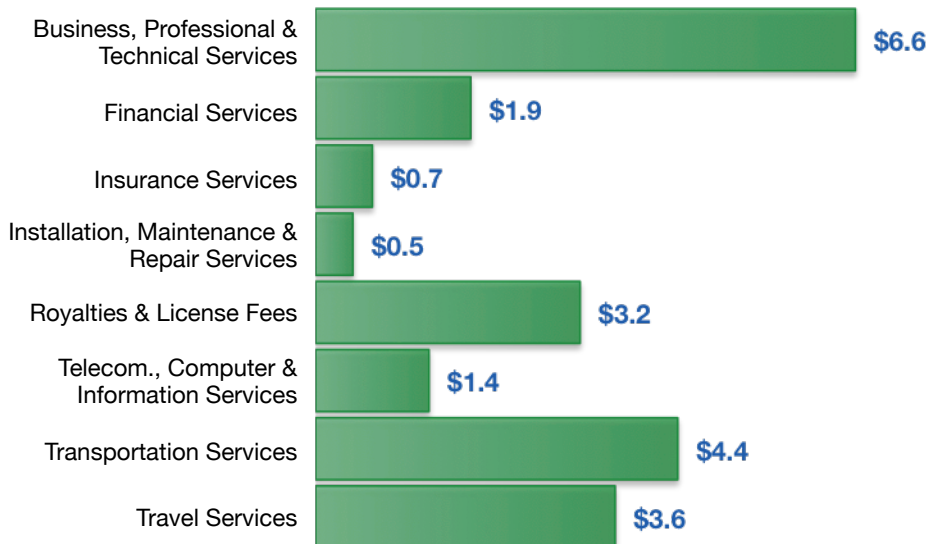
The U.S. services industries are the most competitive and innovative in the world. They provide new economic opportunities and contribute to the successful production of manufacturing and agriculture in the United States and abroad.

2007	2017
\$16.4 billion	\$22.3 billion



New Jersey Services Exports Support 140,000 Jobs

New Jersey Services Exports by Sector, 2017 (\$ billion)



New Jersey Services Exports to Select Countries, 2017

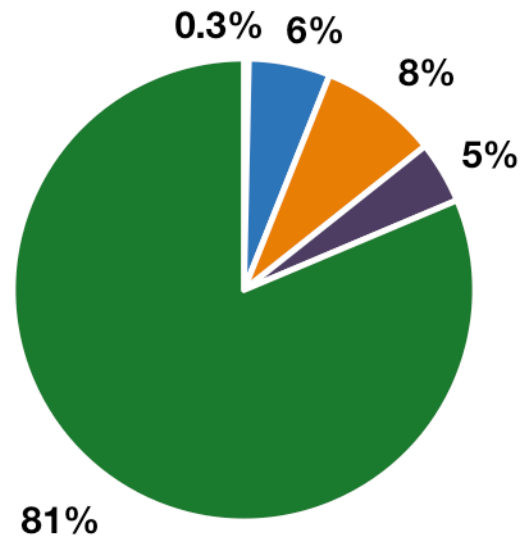
- To China:** \$1.3 billion in services exports supporting 9,400 jobs
- To Canada:** \$1.7 billion in services exports supporting 10,840 jobs
- To Mexico:** \$853 million in services exports supporting 6,200 jobs
- To Korea:** \$629 million in services exports supporting 4,100 jobs
- To Japan:** \$1.5 billion in services exports supporting 8,890 jobs
- To EU:** \$5.4 billion in services exports supporting 32,230 jobs
- To UK:** \$1.9 billion in services exports supporting 12,100 jobs

NEW JERSEY

Services Fuel U.S. Jobs and Growth

Services fuel America's economic growth and jobs, generating more than 77 percent of employment in the United States and 67 percent of GDP. Services are a major component of the manufacturing and agricultural sectors, and they boost the competitiveness of those sectors.

Services accounted for 81 percent of all jobs for New Jersey workers in 2017. The top services sector for employment was Education, Health Care, & Social Assistance, which alone employed 1.1 million New Jersey workers.



Services Industries Employ **3.7 Million** New Jersey Workers

New Jersey Workers by Sector and Services Subsector, 2017

Agriculture, Forestry, & Mining	15,180
Construction	256,310
Manufacturing	372,160
Public Administration	194,950
Total Services	3,654,910
<i>Wholesale Trade</i>	148,700
<i>Retail Trade</i>	487,630
<i>Transportation, Warehousing, & Utilities</i>	275,320
<i>Information</i>	128,570
<i>Finance, Insurance, & Real Estate</i>	380,720
<i>Professional, Scientific, & Management</i>	598,020
<i>Education, Health Care, & Social Assistance</i>	1,073,320
<i>Arts, Entertainment, Accommodation, & Food</i>	366,200
<i>Other Services</i>	196,440