

NEW HAMPSHIRE

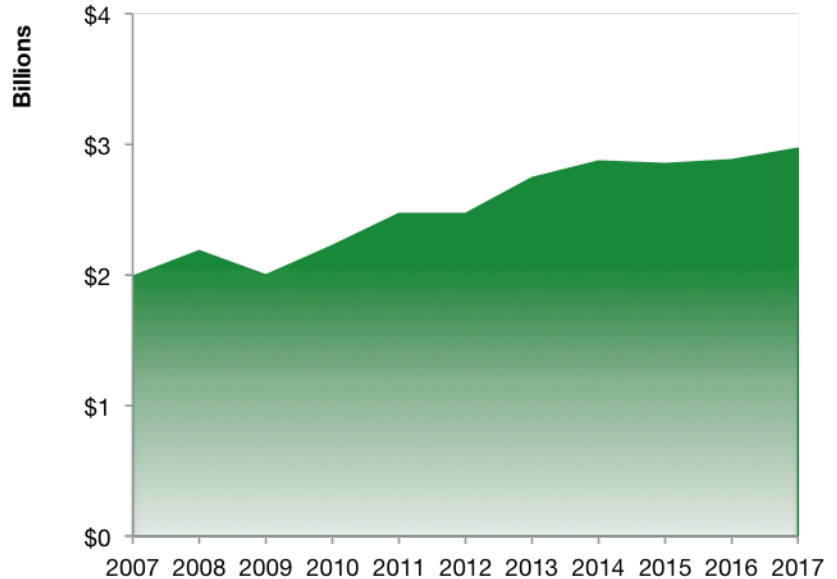
New Hampshire Services Exports

U.S. Services Supply the World

New Hampshire has seen a rise in overall services exports since 2007, boosting state economic growth and jobs, and contributing to the overall U.S. services trade surplus of \$248 billion in 2017.

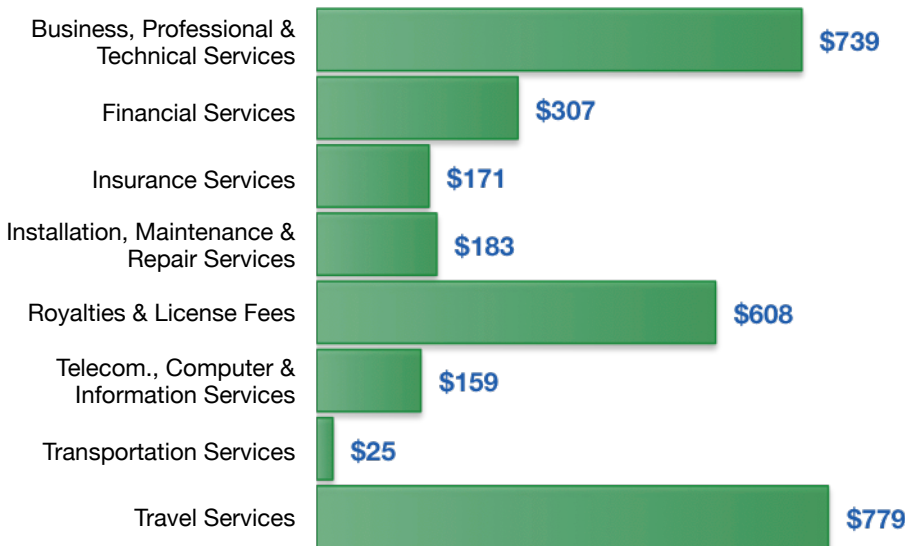
The U.S. services industries are the most competitive and innovative in the world. They provide new economic opportunities and contribute to the successful production of manufacturing and agriculture in the United States and abroad.

2007	2017
\$2.0 billion	\$3.0 billion



New Hampshire Services Exports Support 20,300 Jobs

New Hampshire Services Exports by Sector, 2017 (\$ million)



New Hampshire Services Exports to Select Countries, 2017

- To China:** \$187 million in services exports supporting 1,540 jobs
- To Canada:** \$220 million in services exports supporting 1,570 jobs
- To Mexico:** \$123 million in services exports supporting 1,010 jobs
- To Korea:** \$92 million in services exports supporting 660 jobs
- To Japan:** \$172 million in services exports supporting 1,150 jobs
- To EU:** \$706 million in services exports supporting 4,380 jobs
- To UK:** \$254 million in services exports supporting 1,740 jobs

* Sources: National data from the U.S. Bureau of Economic Analysis, state export and jobs data from The Trade Partnership.
Copyright 2019. The Coalition of Services Industries. All rights reserved.

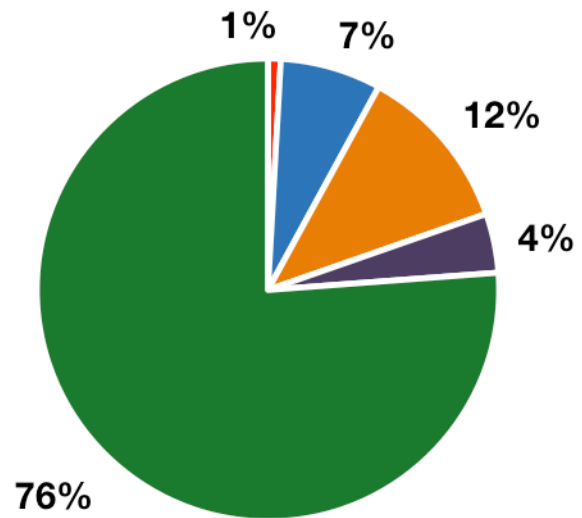
For more information on all fifty states, please visit servicescoalition.org/exports or contact admin@uscsi.org

NEW HAMPSHIRE

Services Fuel U.S. Jobs and Growth

Services fuel America's economic growth and jobs, generating more than 77 percent of employment in the United States and 67 percent of GDP. Services are a major component of the manufacturing and agricultural sectors, and they boost the competitiveness of those sectors.

Services accounted for 76 percent of all jobs for New Hampshire workers in 2017. The top services sector for employment was Education, Health Care, & Social Assistance, which alone employed 179,820 New Hampshire workers.



Services Industries Employ **554,750** New Hampshire Workers

New Hampshire Workers by Sector and Services Subsector, 2017

Agriculture, Forestry, & Mining	6,470
Construction	51,490
Manufacturing	85,220
Public Administration	30,120
Total Services	554,750
<i>Wholesale Trade</i>	19,820
<i>Retail Trade</i>	89,780
<i>Transportation, Warehousing, & Utilities</i>	25,170
<i>Information</i>	15,450
<i>Finance, Insurance, & Real Estate</i>	48,940
<i>Professional, Scientific, & Management</i>	81,770
<i>Education, Health Care, & Social Assistance</i>	179,820
<i>Arts, Entertainment, Accommodation, & Food</i>	62,050
<i>Other Services</i>	31,970