

NEBRASKA

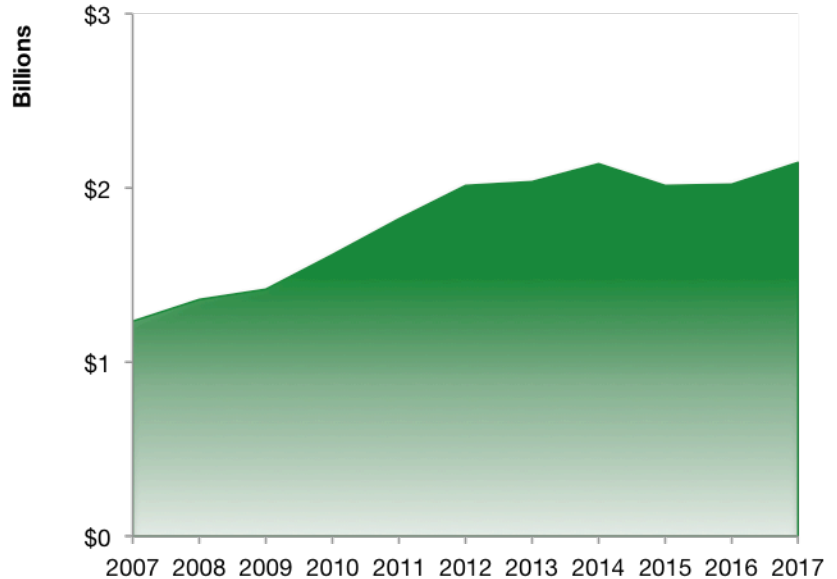
Nebraska Services Exports

U.S. Services Supply the World

Nebraska has seen a rise in overall services exports since 2007, boosting state economic growth and jobs, and contributing to the overall U.S. services trade surplus of \$248 billion in 2017.

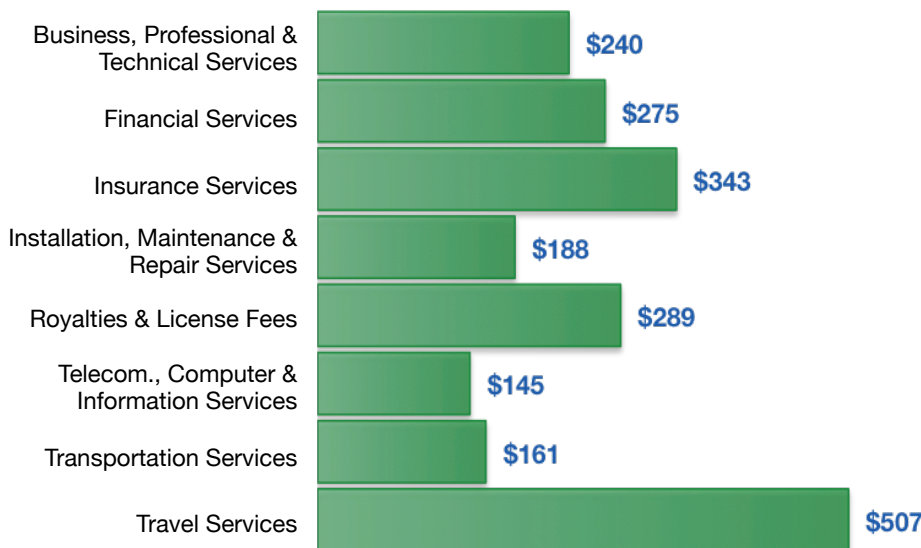
The U.S. services industries are the most competitive and innovative in the world. They provide new economic opportunities and contribute to the successful production of manufacturing and agriculture in the United States and abroad.

2007	2017
\$1.2 billion	\$2.1 billion



Nebraska Services Exports Support 14,830 Jobs

Nebraska Services Exports by Sector, 2017 (\$ million)



Nebraska Services Exports to Select Countries, 2017

- To China:** \$153 million in services exports supporting 1,180 jobs
- To Canada:** \$213 million in services exports supporting 1,400 jobs
- To Mexico:** \$86 million in services exports supporting 680 jobs
- To Korea:** \$66 million in services exports supporting 470 jobs
- To Japan:** \$142 million in services exports supporting 950 jobs
- To EU:** \$394 million in services exports supporting 2,590 jobs
- To UK:** \$206 million in services exports supporting 1,400 jobs

* Sources: National data from the U.S. Bureau of Economic Analysis, state export and jobs data from The Trade Partnership.
Copyright 2019. The Coalition of Services Industries. All rights reserved.

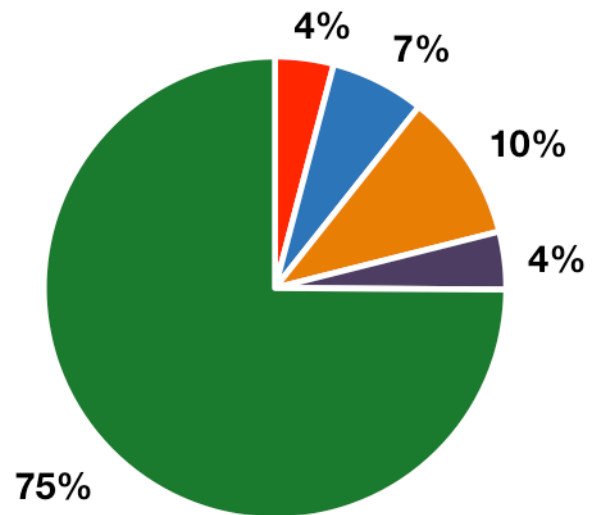
For more information on all fifty states, please visit servicescoalition.org/exports or contact admin@uscsi.org

NEBRASKA

Services Fuel U.S. Jobs and Growth

Services fuel America's economic growth and jobs, generating more than 77 percent of employment in the United States and 67 percent of GDP. Services are a major component of the manufacturing and agricultural sectors, and they boost the competitiveness of those sectors.

Services accounted for 75 percent of all jobs for Nebraska workers in 2017. The top services sector for employment was Education, Health Care, & Social Assistance, which alone employed 247,850 Nebraska workers.



Services Industries Employ **755,600** Nebraska Workers

Nebraska Workers by Sector and Services Subsector, 2017

Agriculture, Forestry, & Mining	41,350
Construction	66,450
Manufacturing	104,820
Public Administration	40,740
Total Services	755,600
<i>Wholesale Trade</i>	29,640
<i>Retail Trade</i>	115,700
<i>Transportation, Warehousing, & Utilities</i>	57,330
<i>Information</i>	19,580
<i>Finance, Insurance, & Real Estate</i>	75,320
<i>Professional, Scientific, & Management</i>	89,410
<i>Education, Health Care, & Social Assistance</i>	247,850
<i>Arts, Entertainment, Accommodation, & Food</i>	76,220
<i>Other Services</i>	44,560