

## NORTH DAKOTA

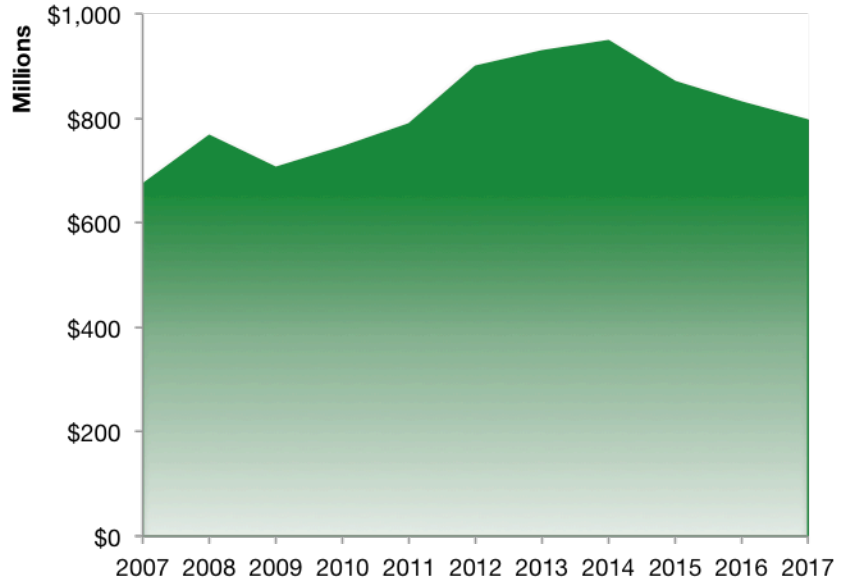
### North Dakota Services Exports

#### U.S. Services Supply the World

North Dakota has seen a rise in overall services exports since 2007, boosting state economic growth and jobs, and contributing to the overall U.S. services trade surplus of \$248 billion in 2017.

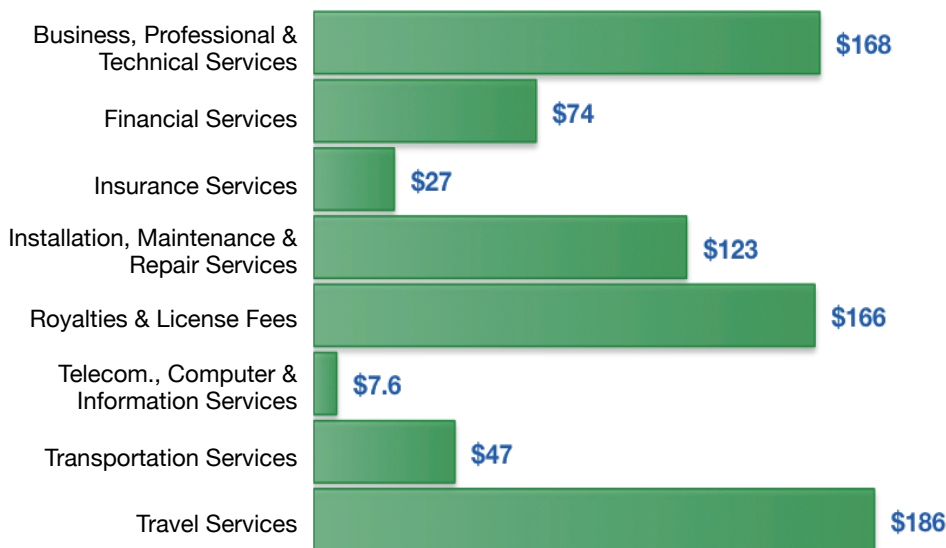
The U.S. services industries are the most competitive and innovative in the world. They provide new economic opportunities and contribute to the successful production of manufacturing and agriculture in the United States and abroad.

2007	2017
<b>\$673 million</b>	<b>\$797 million</b>



### North Dakota Services Exports Support 5,210 Jobs

#### North Dakota Services Exports by Sector, 2017 (\$ million)



#### North Dakota Services Exports to Select Countries, 2017

- To China:** \$61 million in services exports supporting 440 jobs
- To Canada:** \$75 million in services exports supporting 470 jobs
- To Mexico:** \$33 million in services exports supporting 250 jobs
- To Korea:** \$27 million in services exports supporting 180 jobs
- To Japan:** \$43 million in services exports supporting 270 jobs
- To EU:** \$165 million in services exports supporting 1,000 jobs
- To UK:** \$62 million in services exports supporting 410 jobs

\* Sources: National data from the U.S. Bureau of Economic Analysis, state export and jobs data from The Trade Partnership.  
Copyright 2019. The Coalition of Services Industries. All rights reserved.

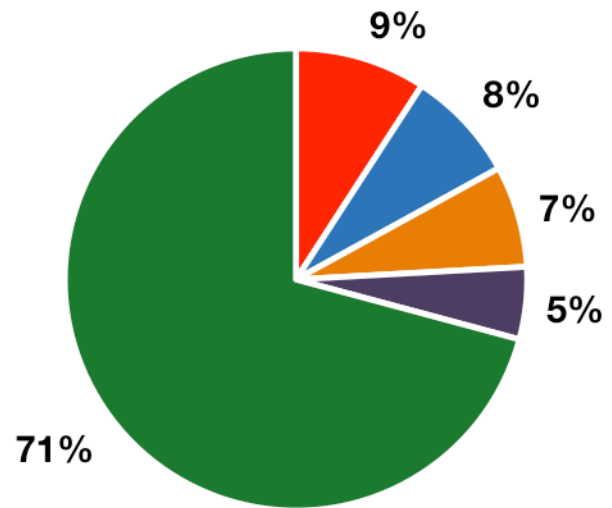
For more information on all fifty states, please visit [servicescoalition.org/exports](http://servicescoalition.org/exports) or contact [admin@usci.org](mailto:admin@usci.org)

## NORTH DAKOTA

### Services Fuel U.S. Jobs and Growth

Services fuel America's economic growth and jobs, generating more than 77 percent of employment in the United States and 67 percent of GDP. Services are a major component of the manufacturing and agricultural sectors, and they boost the competitiveness of those sectors.

Services accounted for 71 percent of all jobs for North Dakota workers in 2017. The top services sector for employment was Education, Health Care, & Social Assistance, which alone employed 102,840 North Dakota workers.



Services Industries Employ **288,160** North Dakota Workers

### North Dakota Workers by Sector and Services Subsector, 2017

Agriculture, Forestry, & Mining	<b>37,250</b>
Construction	<b>31,940</b>
Manufacturing	<b>28,950</b>
Public Administration	<b>20,570</b>
<b>Total Services</b>	<b>288,160</b>
<i>Wholesale Trade</i>	15,010
<i>Retail Trade</i>	46,880
<i>Transportation, Warehousing, &amp; Utilities</i>	18,680
<i>Information</i>	4,860
<i>Finance, Insurance, &amp; Real Estate</i>	22,770
<i>Professional, Scientific, &amp; Management</i>	25,900
<i>Education, Health Care, &amp; Social Assistance</i>	102,840
<i>Arts, Entertainment, Accommodation, &amp; Food</i>	35,240
<i>Other Services</i>	16,000