

NORTH CAROLINA

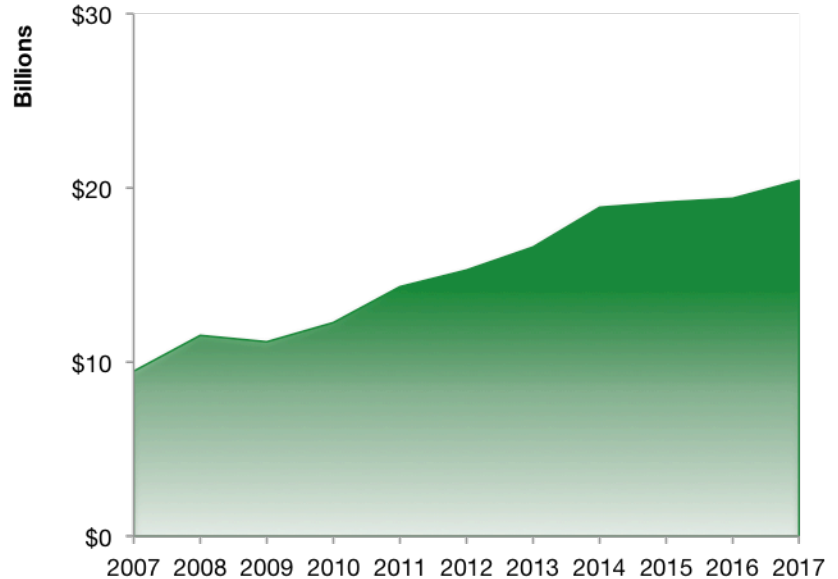
North Carolina Services Exports

U.S. Services Supply the World

North Carolina has seen a rise in overall services exports since 2007, boosting state economic growth and jobs, and contributing to the overall U.S. services trade surplus of \$248 billion in 2017.

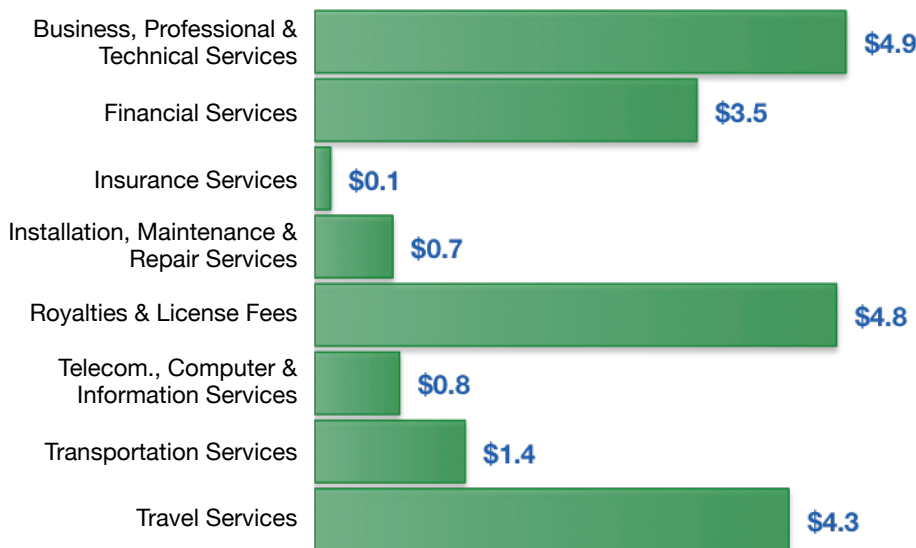
The U.S. services industries are the most competitive and innovative in the world. They provide new economic opportunities and contribute to the successful production of manufacturing and agriculture in the United States and abroad.

2007	2017
\$9.5 billion	\$20.5 billion



North Carolina Services Exports Support 130,360 Jobs

North Carolina Services Exports by Sector, 2017 (\$ billion)



North Carolina Services Exports to Select Countries, 2017

- To China:** \$1.3 billion in services exports supporting 9,390 jobs
- To Canada:** \$1.3 billion in services exports supporting 9,130 jobs
- To Mexico:** \$778 million in services exports supporting 6,050 jobs
- To Korea:** \$623 million in services exports supporting 4,100 jobs
- To Japan:** \$1.1 billion in services exports supporting 7,020 jobs
- To EU:** \$5.1 billion in services exports supporting 29,640 jobs
- To UK:** \$1.7 billion in services exports supporting 11,050 jobs

* Sources: National data from the U.S. Bureau of Economic Analysis, state export and jobs data from The Trade Partnership.
Copyright 2019. The Coalition of Services Industries. All rights reserved.

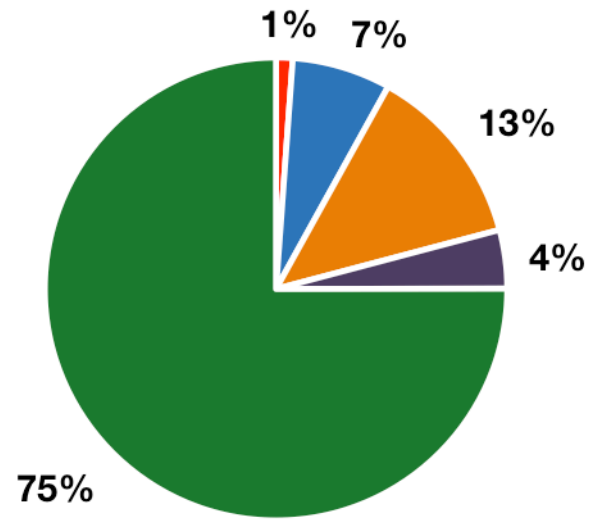
For more information on all fifty states, please visit servicescoalition.org/exports or contact admin@usci.org

NORTH CAROLINA

Services Fuel U.S. Jobs and Growth

Services fuel America's economic growth and jobs, generating more than 77 percent of employment in the United States and 67 percent of GDP. Services are a major component of the manufacturing and agricultural sectors, and they boost the competitiveness of those sectors.

Services accounted for 75 percent of all jobs for North Carolina workers in 2017. The top services sector for employment was Education, Health Care, & Social Assistance, which alone employed 1.1 million North Carolina workers.



Services Industries Employ **3.6 Million** North Carolina Workers

North Carolina Workers by Sector and Services Subsector, 2017

Agriculture, Forestry, & Mining	55,540
Construction	330,130
Manufacturing	613,320
Public Administration	195,580
Total Services	3,588,500
<i>Wholesale Trade</i>	116,820
<i>Retail Trade</i>	553,690
<i>Transportation, Warehousing, & Utilities</i>	217,070
<i>Information</i>	76,230
<i>Finance, Insurance, & Real Estate</i>	310,160
<i>Professional, Scientific, & Management</i>	525,730
<i>Education, Health Care, & Social Assistance</i>	1,086,410
<i>Arts, Entertainment, Accommodation, & Food</i>	462,320
<i>Other Services</i>	240,060