

MONTANA

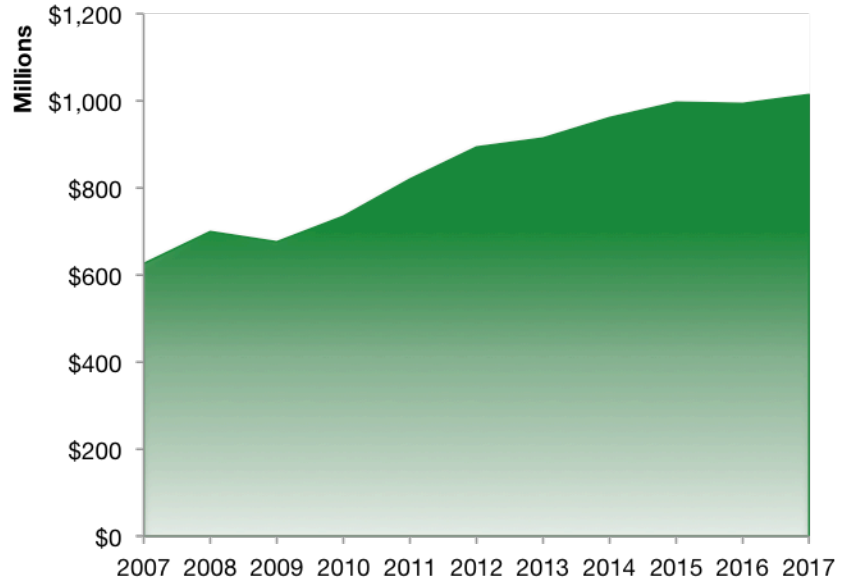
Montana Services Exports

U.S. Services Supply the World

Montana has seen a rise in overall services exports since 2007, boosting state economic growth and jobs, and contributing to the overall U.S. services trade surplus of \$248 billion in 2017.

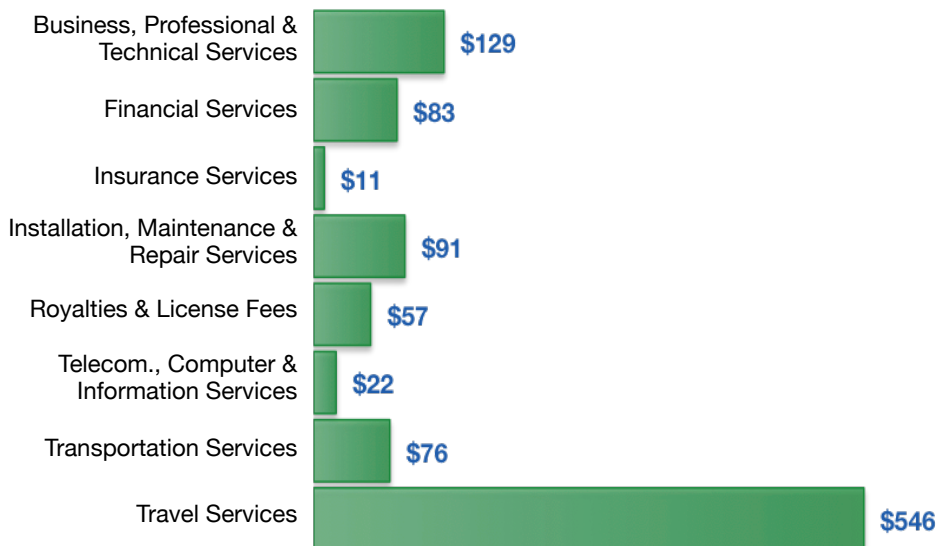
The U.S. services industries are the most competitive and innovative in the world. They provide new economic opportunities and contribute to the successful production of manufacturing and agriculture in the United States and abroad.

2007	2017
\$626 million	\$1.0 billion



Montana Services Exports Support 8,210 Jobs

Montana Services Exports by Sector, 2017 (\$ million)



Montana Services Exports to Select Countries, 2017

- To China:** \$89 million in services exports supporting 780 jobs
- To Canada:** \$96 million in services exports supporting 760 jobs
- To Mexico:** \$67 million in services exports supporting 600 jobs
- To Korea:** \$36 million in services exports supporting 310 jobs
- To Japan:** \$57 million in services exports supporting 460 jobs
- To EU:** \$174 million in services exports supporting 1,370 jobs
- To UK:** \$86 million in services exports supporting 670 jobs

* Sources: National data from the U.S. Bureau of Economic Analysis, state export and jobs data from The Trade Partnership.
Copyright 2019. The Coalition of Services Industries. All rights reserved.

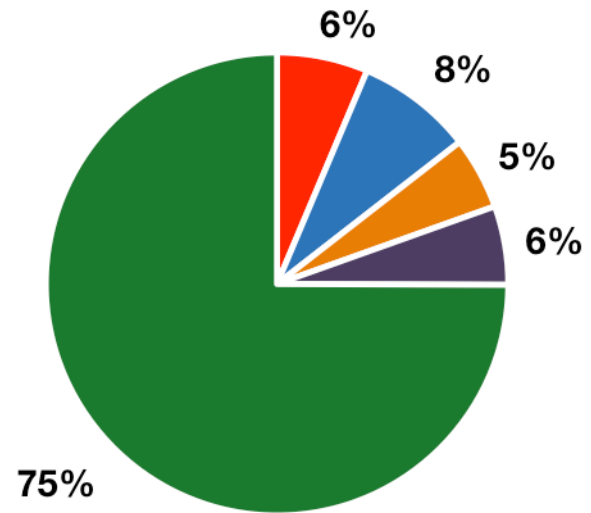
For more information on all fifty states, please visit servicescoalition.org/exports or contact admin@uscsi.org

MONTANA

Services Fuel U.S. Jobs and Growth

Services fuel America's economic growth and jobs, generating more than 77 percent of employment in the United States and 67 percent of GDP. Services are a major component of the manufacturing and agricultural sectors, and they boost the competitiveness of those sectors.

Services accounted for 75 percent of all jobs for Montana workers in 2017. The top services sector for employment was Education, Health Care, & Social Assistance, which alone employed 120,530 Montana workers.



Services Industries Employ **389,160** Montana Workers

Montana Workers by Sector and Services Subsector, 2017

Agriculture, Forestry, & Mining	33,050
Construction	42,180
Manufacturing	26,300
Public Administration	28,590
Total Services	389,160
<i>Wholesale Trade</i>	11,250
<i>Retail Trade</i>	62,170
<i>Transportation, Warehousing, & Utilities</i>	26,780
<i>Information</i>	8,950
<i>Finance, Insurance, & Real Estate</i>	28,360
<i>Professional, Scientific, & Management</i>	43,770
<i>Education, Health Care, & Social Assistance</i>	120,530
<i>Arts, Entertainment, Accommodation, & Food</i>	62,420
<i>Other Services</i>	24,940