

## MISSISSIPPI

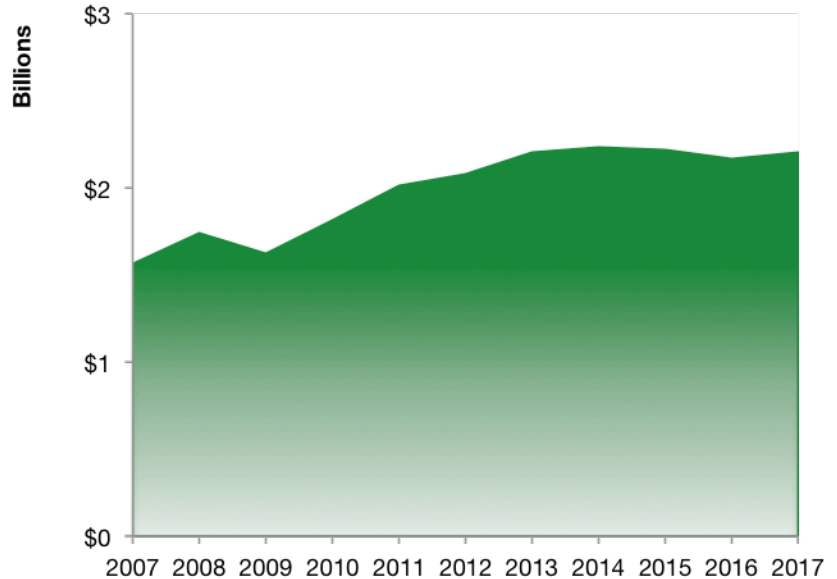
### Mississippi Services Exports

#### U.S. Services Supply the World

Mississippi has seen a rise in overall services exports since 2007, boosting state economic growth and jobs, and contributing to the overall U.S. services trade surplus of \$248 billion in 2017.

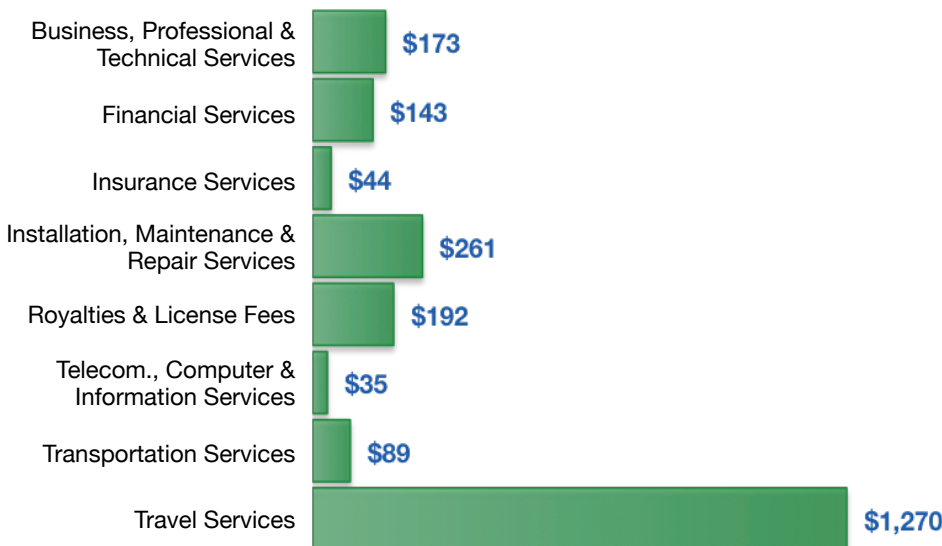
The U.S. services industries are the most competitive and innovative in the world. They provide new economic opportunities and contribute to the successful production of manufacturing and agriculture in the United States and abroad.

2007	2017
<b>\$1.6 billion</b>	<b>\$2.2 billion</b>



### Mississippi Services Exports Support 18,030 Jobs

#### Mississippi Services Exports by Sector, 2017 (\$ million)



#### Mississippi Services Exports to Select Countries, 2017

- To China:** \$204 million in services exports supporting 1,780 jobs
- To Canada:** \$204 million in services exports supporting 1,650 jobs
- To Mexico:** \$152 million in services exports supporting 1,380 jobs
- To Korea:** \$86 million in services exports supporting 730 jobs
- To Japan:** \$127 million in services exports supporting 1,030 jobs
- To EU:** \$379 million in services exports supporting 2,960 jobs
- To UK:** \$175 million in services exports supporting 1,400 jobs

\* Sources: National data from the U.S. Bureau of Economic Analysis, state export and jobs data from The Trade Partnership.  
Copyright 2019. The Coalition of Services Industries. All rights reserved.

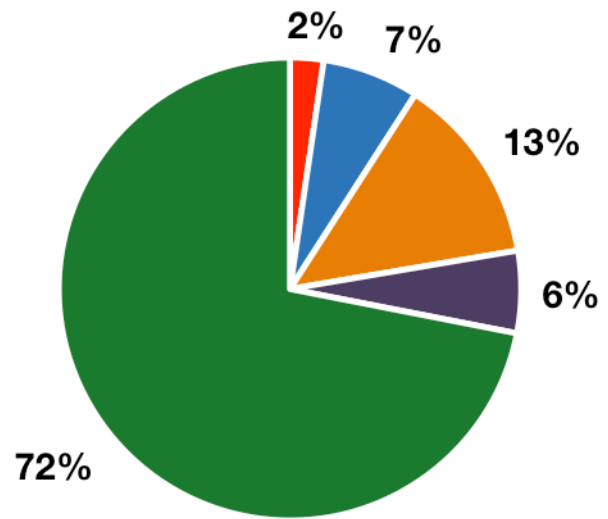
For more information on all fifty states, please visit [servicescoalition.org/exports](http://servicescoalition.org/exports) or contact [admin@usci.org](mailto:admin@usci.org)

## MISSISSIPPI

### Services Fuel U.S. Jobs and Growth

Services fuel America's economic growth and jobs, generating more than 77 percent of employment in the United States and 67 percent of GDP. Services are a major component of the manufacturing and agricultural sectors, and they boost the competitiveness of those sectors.

Services accounted for 72 percent of all jobs for Mississippi workers in 2017. The top services sector for employment was Education, Health Care, & Social Assistance, which alone employed 303,400 Mississippi workers.



■ Services ■ Agriculture ■ Construction  
■ Manufacturing ■ Public Administration

Services Industries Employ **882,530** Mississippi Workers

### Mississippi Workers by Sector and Services Subsector, 2017

Agriculture, Forestry, & Mining	<b>28,710</b>
Construction	<b>83,090</b>
Manufacturing	<b>162,260</b>
Public Administration	<b>70,390</b>
<b>Total Services</b>	<b>882,530</b>
<i>Wholesale Trade</i>	25,900
<i>Retail Trade</i>	138,200
<i>Transportation, Warehousing, &amp; Utilities</i>	73,410
<i>Information</i>	15,400
<i>Finance, Insurance, &amp; Real Estate</i>	55,560
<i>Professional, Scientific, &amp; Management</i>	92,240
<i>Education, Health Care, &amp; Social Assistance</i>	303,400
<i>Arts, Entertainment, Accommodation, &amp; Food</i>	121,680
<i>Other Services</i>	56,740