

MARYLAND

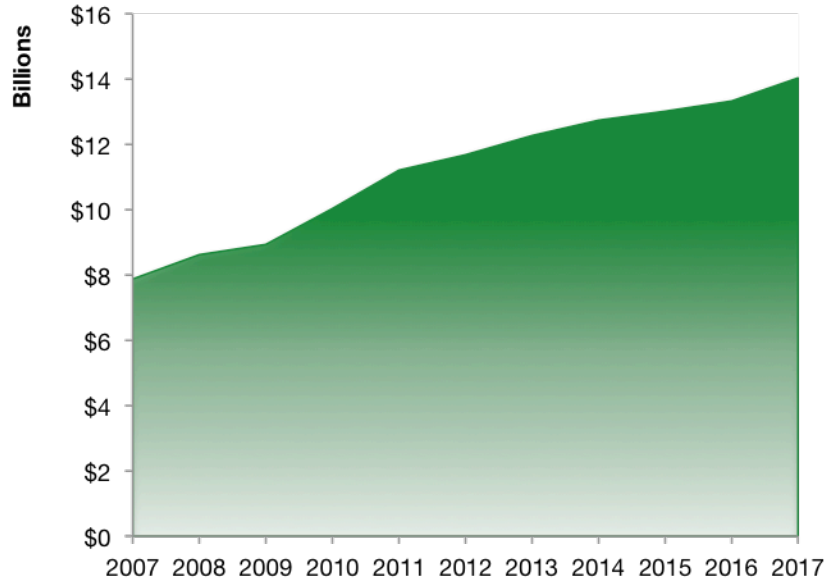
Maryland Services Exports

U.S. Services Supply the World

Maryland has seen a rise in overall services exports since 2007, boosting state economic growth and jobs, and contributing to the overall U.S. services trade surplus of \$248 billion in 2017.

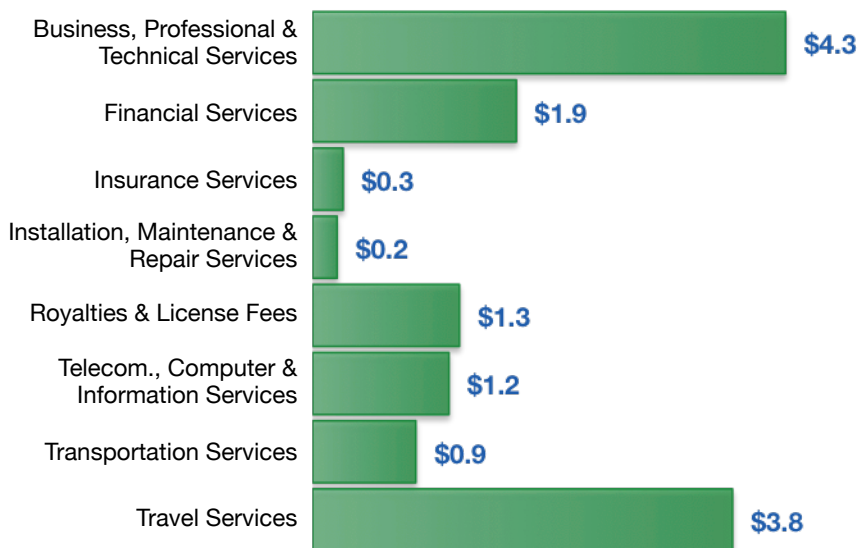
The U.S. services industries are the most competitive and innovative in the world. They provide new economic opportunities and contribute to the successful production of manufacturing and agriculture in the United States and abroad.

2007	2017
\$7.9 billion	\$14.1 billion



Maryland Services Exports Support 96,630 Jobs

Maryland Services Exports by Sector, 2017 (\$ billion)



Maryland Services Exports to Select Countries, 2017

- To China:** \$900 million in services exports supporting 7,340 jobs
- To Canada:** \$1.0 billion in services exports supporting 7,280 jobs
- To Mexico:** \$606 million in services exports supporting 4,970 jobs
- To Korea:** \$389 million in services exports supporting 2,940 jobs
- To Japan:** \$808 million in services exports supporting 5,410 jobs
- To EU:** \$3.2 billion in services exports supporting 20,610 jobs
- To UK:** \$1.2 billion in services exports supporting 8,430 jobs

* Sources: National data from the U.S. Bureau of Economic Analysis, state export and jobs data from The Trade Partnership.
Copyright 2019. The Coalition of Services Industries. All rights reserved.

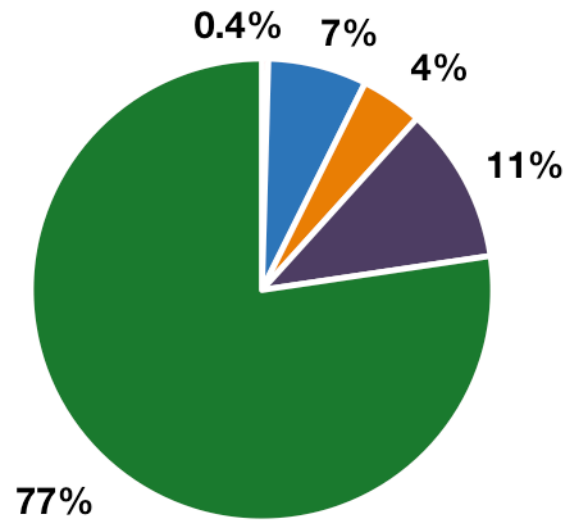
For more information on all fifty states, please visit servicescoalition.org/exports or contact admin@uscsi.org

MARYLAND

Services Fuel U.S. Jobs and Growth

Services fuel America's economic growth and jobs, generating more than 77 percent of employment in the United States and 67 percent of GDP. Services are a major component of the manufacturing and agricultural sectors, and they boost the competitiveness of those sectors.

Services accounted for 77 percent of all jobs for Maryland workers in 2017. The top services sector for employment was Education, Health Care, & Social Assistance, which alone employed 735,090 Maryland workers.



Services Industries Employ **2.4 Million** Maryland Workers

Maryland Workers by Sector and Services Subsector, 2017

Agriculture, Forestry, & Mining	13,550
Construction	214,670
Manufacturing	134,460
Public Administration	338,880
Total Services	2,396,610
<i>Wholesale Trade</i>	52,110
<i>Retail Trade</i>	286,050
<i>Transportation, Warehousing, & Utilities</i>	155,650
<i>Information</i>	63,150
<i>Finance, Insurance, & Real Estate</i>	190,980
<i>Professional, Scientific, & Management</i>	483,510
<i>Education, Health Care, & Social Assistance</i>	735,090
<i>Arts, Entertainment, Accommodation, & Food</i>	261,290
<i>Other Services</i>	168,790