

INDIANA

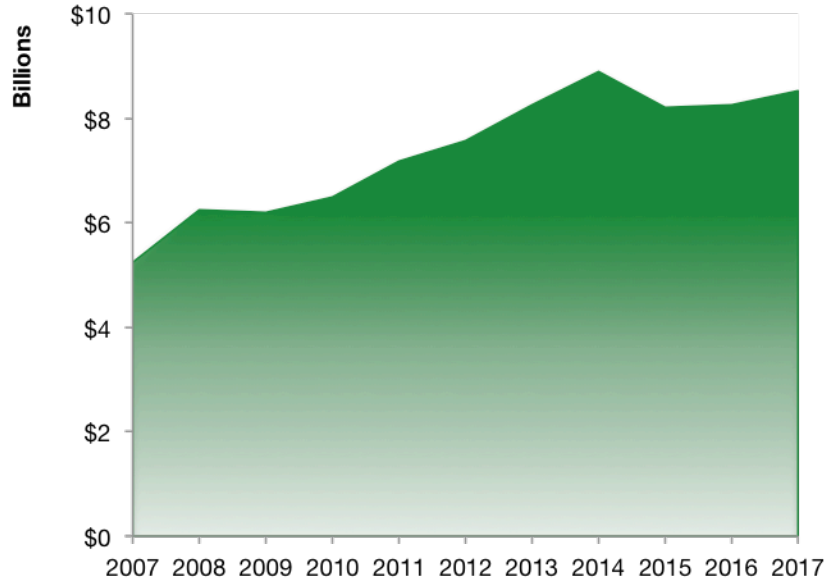
Indiana Services Exports

U.S. Services Supply the World

Indiana has seen a rise in overall services exports since 2007, boosting state economic growth and jobs, and contributing to the overall U.S. services trade surplus of \$248 billion in 2017.

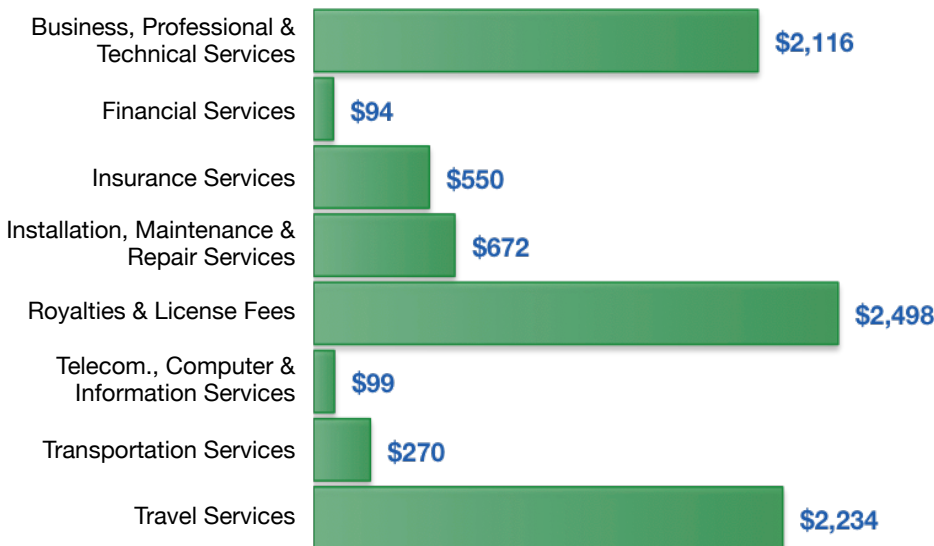
The U.S. services industries are the most competitive and innovative in the world. They provide new economic opportunities and contribute to the successful production of manufacturing and agriculture in the United States and abroad.

2007	2017
\$5.2 billion	\$8.5 billion



Indiana Services Exports Support 55,220 Jobs

Indiana Services Exports by Sector, 2017 (\$ million)



Indiana Services Exports to Select Countries, 2017

- To China:** \$702 million in services exports supporting 5,590 jobs
- To Canada:** \$564 million in services exports supporting 3,900 jobs
- To Mexico:** \$315 million in services exports supporting 2,530 jobs
- To Korea:** \$318 million in services exports supporting 2,140 jobs
- To Japan:** \$502 million in services exports supporting 3,110 jobs
- To EU:** \$2.1 billion in services exports supporting 11,720 jobs
- To UK:** \$520 million in services exports supporting 3,530 jobs

* Sources: National data from the U.S. Bureau of Economic Analysis, state export and jobs data from The Trade Partnership.
Copyright 2019. The Coalition of Services Industries. All rights reserved.

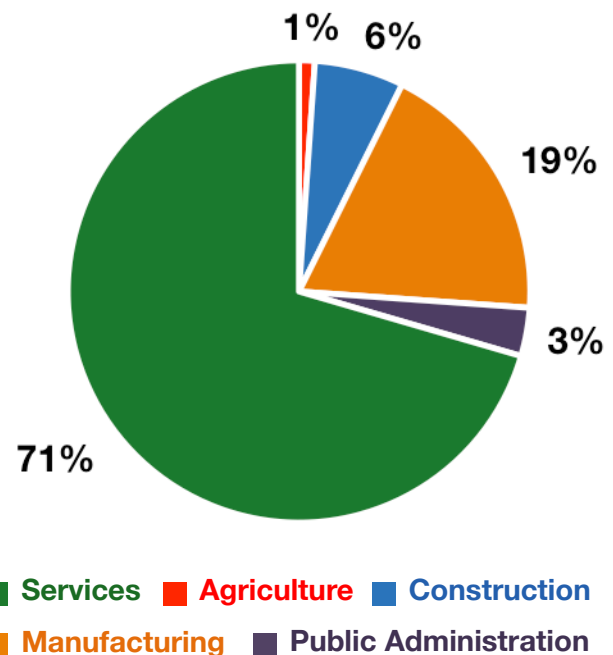
For more information on all fifty states, please visit servicescoalition.org/exports or contact admin@uscisi.org

INDIANA

Services Fuel U.S. Jobs and Growth

Services fuel America's economic growth and jobs, generating more than 77 percent of employment in the United States and 67 percent of GDP. Services are a major component of the manufacturing and agricultural sectors, and they boost the competitiveness of those sectors.

Services accounted for 70 percent of all jobs for Indiana workers in 2017. The top services sector for employment was Education, Health Care, & Social Assistance, which alone employed 733,940 Indiana workers.



Services Industries Employ **2.2 Million** Indiana Workers

Indiana Workers by Sector and Services Subsector, 2017

Agriculture, Forestry, & Mining	35,000
Construction	199,300
Manufacturing	597,650
Public Administration	107,660
Total Services	2,244,630
<i>Wholesale Trade</i>	76,560
<i>Retail Trade</i>	338,010
<i>Transportation, Warehousing, & Utilities</i>	185,840
<i>Information</i>	48,660
<i>Finance, Insurance, & Real Estate</i>	161,230
<i>Professional, Scientific, & Management</i>	278,280
<i>Education, Health Care, & Social Assistance</i>	733,940
<i>Arts, Entertainment, Accommodation, & Food</i>	277,650
<i>Other Services</i>	144,480