

ILLINOIS

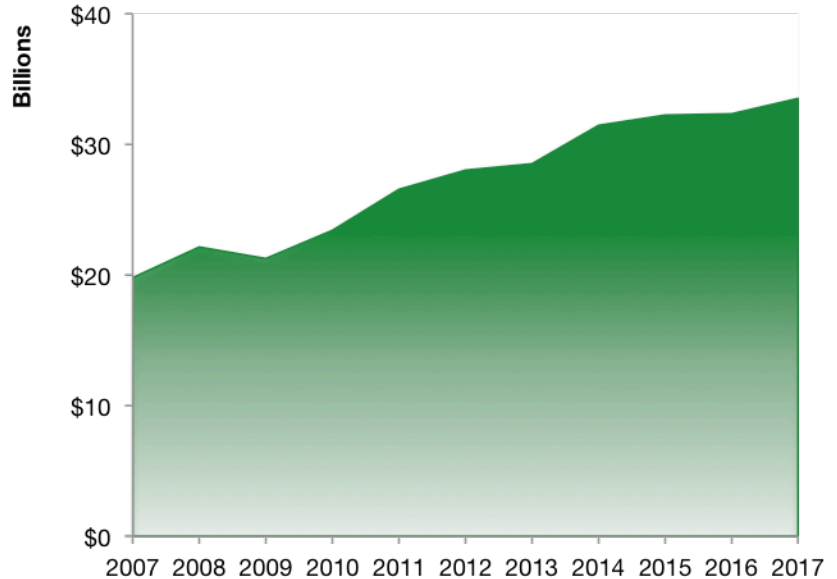
Illinois Services Exports

U.S. Services Supply the World

Illinois has seen a rise in overall services exports since 2007, boosting state economic growth and jobs, and contributing to the overall U.S. services trade surplus of \$248 billion in 2017.

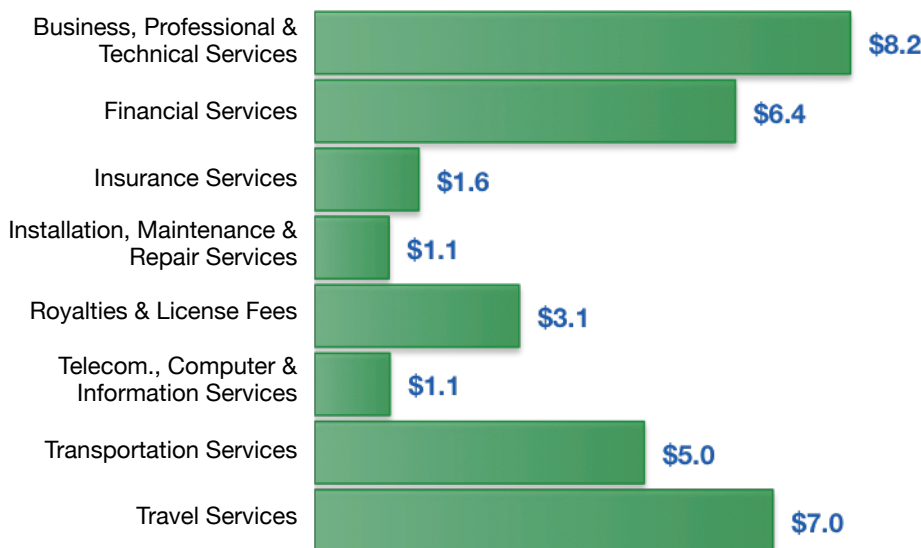
The U.S. services industries are the most competitive and innovative in the world. They provide new economic opportunities and contribute to the successful production of manufacturing and agriculture in the United States and abroad.

2007	2017
\$19.8 billion	\$33.5 billion



Illinois Services Exports Support 223,280 Jobs

Illinois Services Exports by Sector, 2017 (\$ billion)



Illinois Services Exports to Select Countries, 2017

- To China:** \$2.1 billion in services exports supporting 16,640 jobs
- To Canada:** \$2.8 billion in services exports supporting 18,440 jobs
- To Mexico:** \$1.4 billion in services exports supporting 10,310 jobs
- To Korea:** \$828 million in services exports supporting 6,080 jobs
- To Japan:** \$2.1 billion in services exports supporting 13,120 jobs
- To EU:** \$7.3 billion in services exports supporting 46,540 jobs
- To UK:** \$3.3 billion in services exports supporting 21,170 jobs

* Sources: National data from the U.S. Bureau of Economic Analysis, state export and jobs data from The Trade Partnership.
Copyright 2019. The Coalition of Services Industries. All rights reserved.

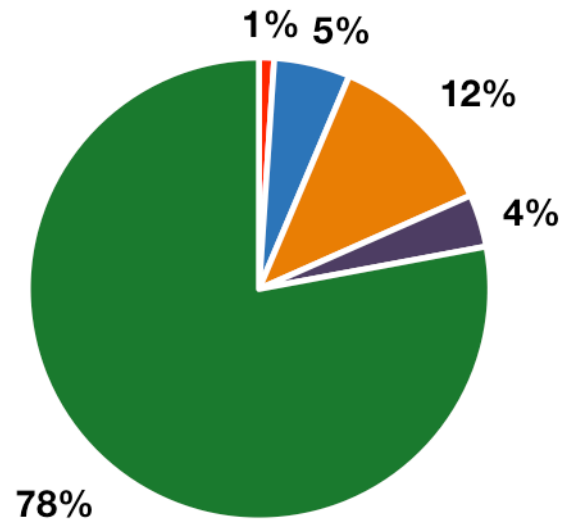
For more information on all fifty states, please visit servicescoalition.org/exports or contact admin@uscisi.org

ILLINOIS

Services Fuel U.S. Jobs and Growth

Services fuel America's economic growth and jobs, generating more than 77 percent of employment in the United States and 67 percent of GDP. Services are a major component of the manufacturing and agricultural sectors, and they boost the competitiveness of those sectors.

Services accounted for 78 percent of all jobs for Illinois workers in 2017. The top services sector for employment was Education, Health Care, & Social Assistance, which alone employed 1.4 million Illinois workers.



■ Services
 ■ Agriculture
 ■ Construction
■ Manufacturing
 ■ Public Administration

Services Industries Employ **4.9 Million** Illinois Workers

Illinois Workers by Sector and Services Subsector, 2017

Agriculture, Forestry, & Mining	65,580
Construction	332,240
Manufacturing	748,120
Public Administration	229,250
Total Services	4,859,670
<i>Wholesale Trade</i>	187,470
<i>Retail Trade</i>	652,300
<i>Transportation, Warehousing, & Utilities</i>	406,130
<i>Information</i>	117,320
<i>Finance, Insurance, & Real Estate</i>	454,430
<i>Professional, Scientific, & Management</i>	725,970
<i>Education, Health Care, & Social Assistance</i>	1,428,360
<i>Arts, Entertainment, Accommodation, & Food</i>	582,930
<i>Other Services</i>	304,770