

IOWA

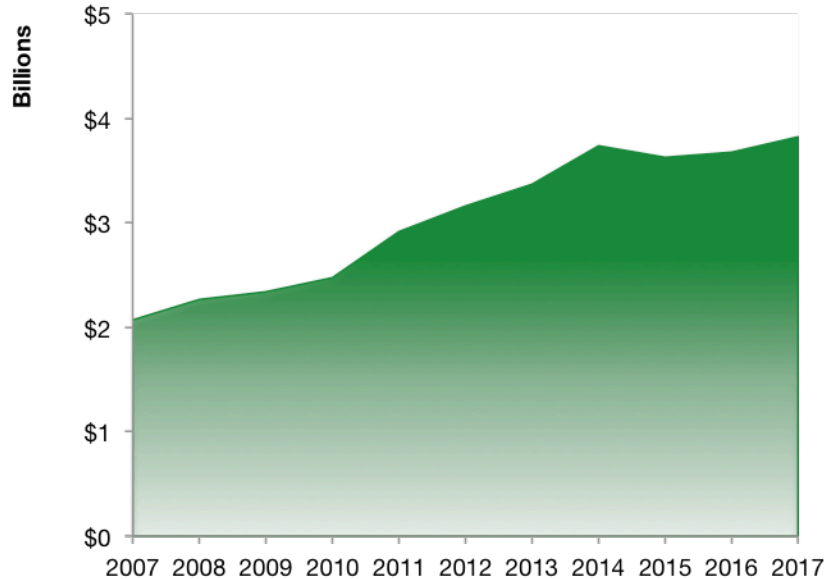
Iowa Services Exports

U.S. Services Supply the World

Iowa has seen a rise in overall services exports since 2007, boosting state economic growth and jobs, and contributing to the overall U.S. services trade surplus of \$248 billion in 2017.

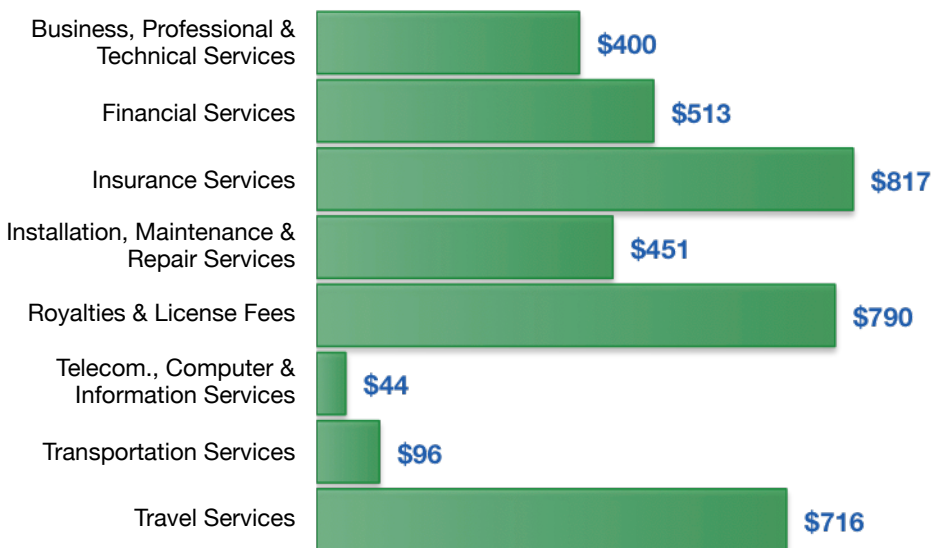
The U.S. services industries are the most competitive and innovative in the world. They provide new economic opportunities and contribute to the successful production of manufacturing and agriculture in the United States and abroad.

2007	2017
\$2.1 billion	\$3.8 billion



Iowa Services Exports Support 24,800 Jobs

Iowa Services Exports by Sector, 2017 (\$ million)



Iowa Services Exports to Select Countries, 2017

- To China:** \$288 million in services exports supporting 2,070 jobs
- To Canada:** \$303 million in services exports supporting 1,970 jobs
- To Mexico:** \$123 million in services exports supporting 930 jobs
- To Korea:** \$120 million in services exports supporting 790 jobs
- To Japan:** \$259 million in services exports supporting 1,650 jobs
- To EU:** \$747 million in services exports supporting 4,430 jobs
- To UK:** \$350 million in services exports supporting 2,290 jobs

* Sources: National data from the U.S. Bureau of Economic Analysis, state export and jobs data from The Trade Partnership.
Copyright 2019. The Coalition of Services Industries. All rights reserved.

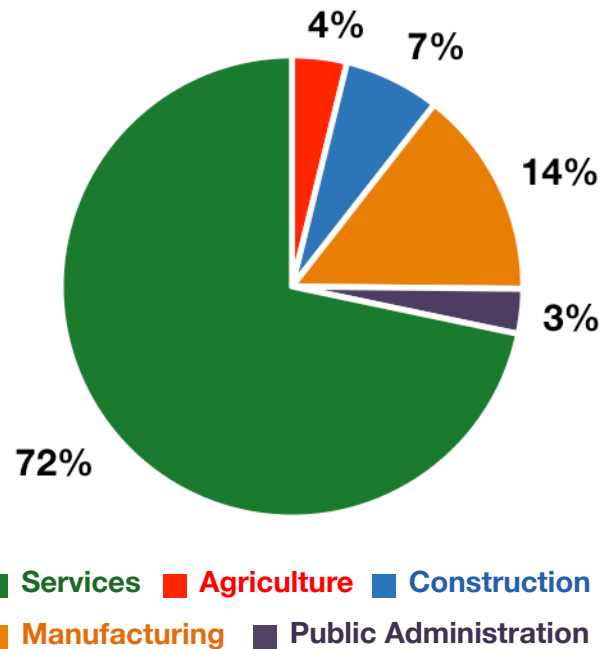
For more information on all fifty states, please visit servicescoalition.org/exports or contact admin@uscii.org

IOWA

Services Fuel U.S. Jobs and Growth

Services fuel America's economic growth and jobs, generating more than 77 percent of employment in the United States and 67 percent of GDP. Services are a major component of the manufacturing and agricultural sectors, and they boost the competitiveness of those sectors.

Services accounted for 72 percent of all jobs for Iowa workers in 2017. The top services sector for employment was Education, Health Care, & Social Assistance, which alone employed 383,810 Iowa workers.



Services Industries Employ **1.2 Million** Iowa Workers

Iowa Workers by Sector and Services Subsector, 2017

Agriculture, Forestry, & Mining	62,080
Construction	108,900
Manufacturing	236,540
Public Administration	50,730
Total Services	1,161,350
<i>Wholesale Trade</i>	46,530
<i>Retail Trade</i>	189,800
<i>Transportation, Warehousing, & Utilities</i>	78,320
<i>Information</i>	24,860
<i>Finance, Insurance, & Real Estate</i>	127,470
<i>Professional, Scientific, & Management</i>	120,340
<i>Education, Health Care, & Social Assistance</i>	383,810
<i>Arts, Entertainment, Accommodation, & Food</i>	121,650
<i>Other Services</i>	68,570