

WASHINGTON, DC

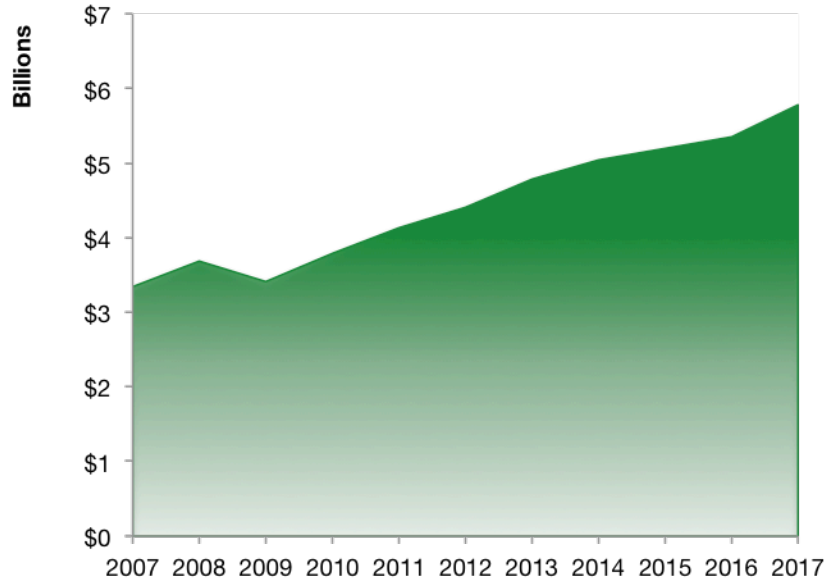
Washington, DC Services Exports

U.S. Services Supply the World

Washington, DC has seen a rise in overall services exports since 2007, boosting state economic growth and jobs, and contributing to the overall U.S. services trade surplus of \$248 billion in 2017.

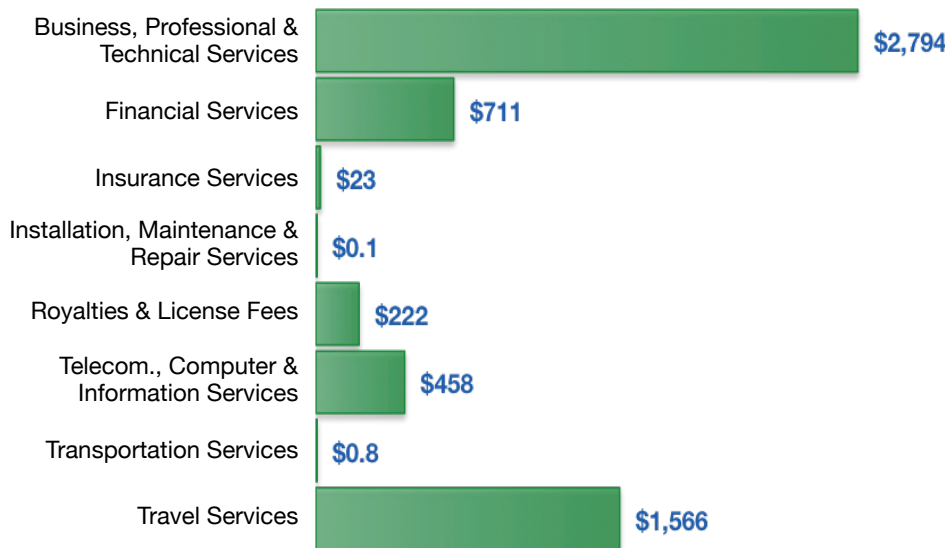
The U.S. services industries are the most competitive and innovative in the world. They provide new economic opportunities and contribute to the successful production of manufacturing and agriculture in the United States and abroad.

2007	2017
\$3.3 billion	\$5.8 billion



Washington, DC Services Exports Support 41,750 Jobs

Washington, DC Services Exports by Sector, 2017 (\$ million)



Washington, DC Services Exports to Select Countries, 2017

- To China:** \$342 million in services exports supporting 3,010 jobs
- To Canada:** \$495 million in services exports supporting 3,530 jobs
- To Mexico:** \$218 million in services exports supporting 1,860 jobs
- To Korea:** \$133 million in services exports supporting 1,090 jobs
- To Japan:** \$306 million in services exports supporting 2,150 jobs
- To EU:** \$1.4 billion in services exports supporting 9,940 jobs
- To UK:** \$567 million in services exports supporting 3,930 jobs

* Sources: National data from the U.S. Bureau of Economic Analysis, state export and jobs data from The Trade Partnership.
Copyright 2019. The Coalition of Services Industries. All rights reserved.

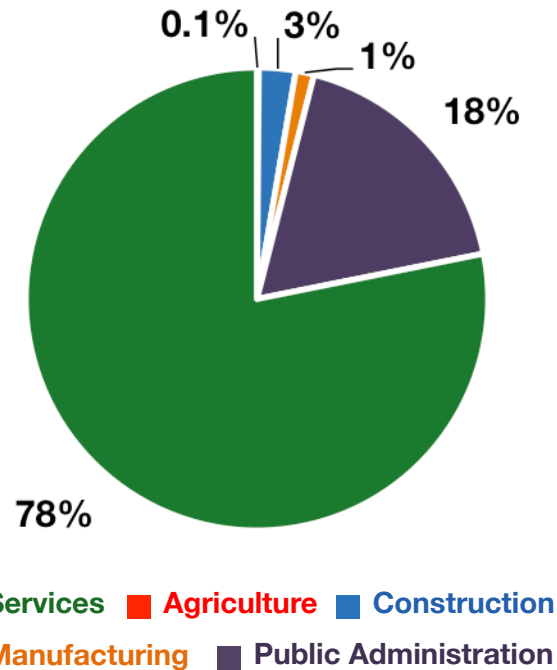
For more information on all fifty states, please visit servicescoalition.org/exports or contact admin@uscsi.org

WASHINGTON, DC

Services Fuel U.S. Jobs and Growth

Services fuel America's economic growth and jobs, generating more than 77 percent of employment in the United States and 67 percent of GDP. Services are a major component of the manufacturing and agricultural sectors, and they boost the competitiveness of those sectors.

Services accounted for 78 percent of all jobs for DC workers in 2017. The top services sector for employment was Professional, Scientific, & Management, which alone employed 88,450 Washington, DC workers.



Services Industries Employ **295,990** Washington, DC Workers

Washington, DC Workers by Sector and Services Subsector, 2017

Agriculture, Forestry, & Mining	490
Construction	9,730
Manufacturing	4,850
Public Administration	67,720
Total Services	295,990
<i>Wholesale Trade</i>	2,280
<i>Retail Trade</i>	16,600
<i>Transportation, Warehousing, & Utilities</i>	11,500
<i>Information</i>	12,080
<i>Finance, Insurance, & Real Estate</i>	26,790
<i>Professional, Scientific, & Management</i>	88,450
<i>Education, Health Care, & Social Assistance</i>	65,050
<i>Arts, Entertainment, Accommodation, & Food</i>	35,880
<i>Other Services</i>	37,360