

ARIZONA

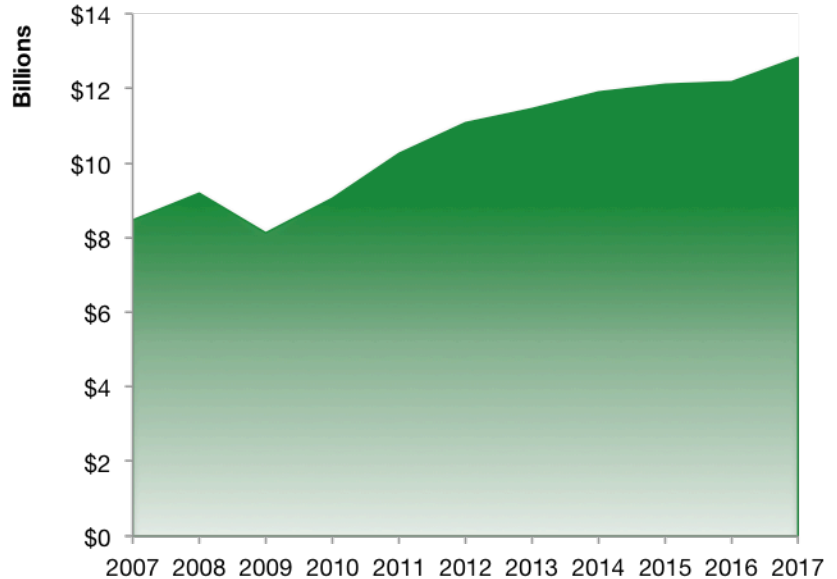
Arizona Services Exports

U.S. Services Supply the World

Arizona has seen a rise in overall services exports since 2007, boosting state economic growth and jobs, and contributing to the overall U.S. services trade surplus of \$248 billion in 2017.

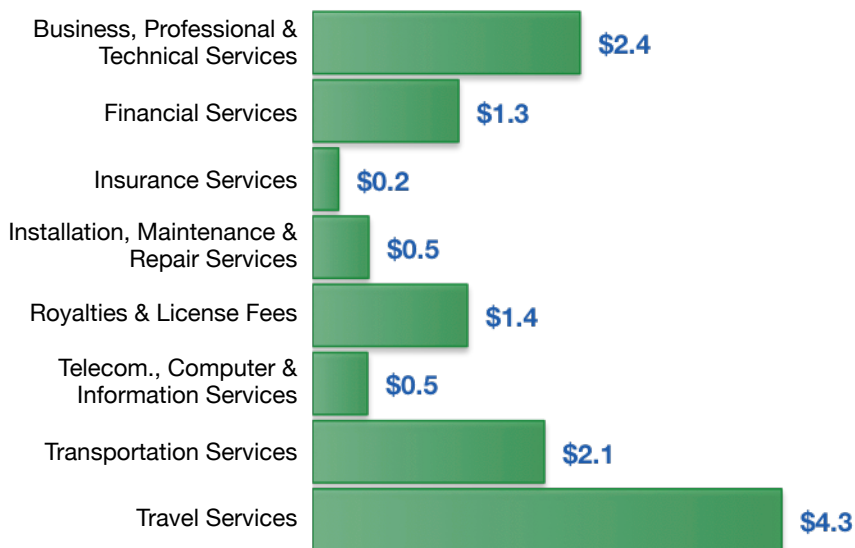
The U.S. services industries are the most competitive and innovative in the world. They provide new economic opportunities and contribute to the successful production of manufacturing and agriculture in the United States and abroad.

2007	2017
\$8.5 billion	\$12.8 billion



Arizona Services Exports Support 91,400 Jobs

Arizona Services Exports by Sector, 2017 (\$ billion)



Arizona Services Exports to Select Countries, 2017

- To China:** \$964 million in services exports supporting 7,910 jobs
- To Canada:** \$980 million in services exports supporting 7,180 jobs
- To Mexico:** \$675 million in services exports supporting 5,440 jobs
- To Korea:** \$385 million in services exports supporting 2,990 jobs
- To Japan:** \$815 million in services exports supporting 5,440 jobs
- To EU:** \$2.7 billion in services exports supporting 17,950 jobs
- To UK:** \$1.1 billion in services exports supporting 7,780 jobs

* Sources: National data from the U.S. Bureau of Economic Analysis, state export and jobs data from The Trade Partnership.
Copyright 2019. The Coalition of Services Industries. All rights reserved.

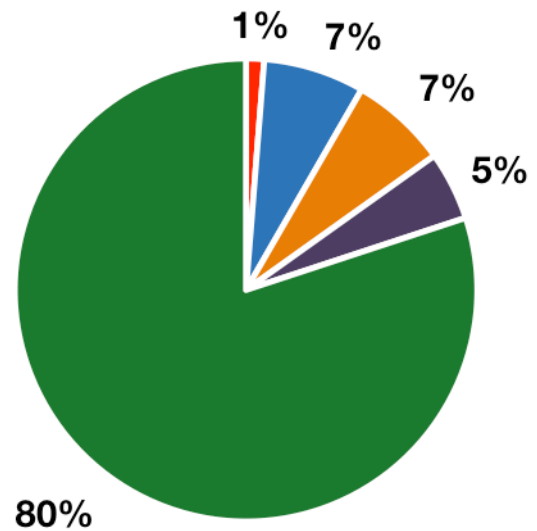
For more information on all fifty states, please visit servicescoalition.org/exports or contact admin@uscsi.org

ARIZONA

Services Fuel U.S. Jobs and Growth

Services fuel America's economic growth and jobs, generating more than 77 percent of employment in the United States and 67 percent of GDP. Services are a major component of the manufacturing and agricultural sectors, and they boost the competitiveness of those sectors.

Services accounted for 80 percent of all jobs for Arizona workers in 2017. The top services sector for employment was Education, Health Care, & Social Assistance, which alone employed 679,670 Arizona workers.



Services Industries Employ **2.5 Million** Arizona Workers

Arizona Workers by Sector and Services Subsector, 2017

Agriculture, Forestry, & Mining	39,510
Construction	221,090
Manufacturing	212,860
Public Administration	150,200
Total Services	2,502,300
<i>Wholesale Trade</i>	72,620
<i>Retail Trade</i>	385,140
<i>Transportation, Warehousing, & Utilities</i>	168,900
<i>Information</i>	54,480
<i>Finance, Insurance, & Real Estate</i>	262,660
<i>Professional, Scientific, & Management</i>	387,970
<i>Education, Health Care, & Social Assistance</i>	679,670
<i>Arts, Entertainment, Accommodation, & Food</i>	340,540
<i>Other Services</i>	150,310