

ALASKA

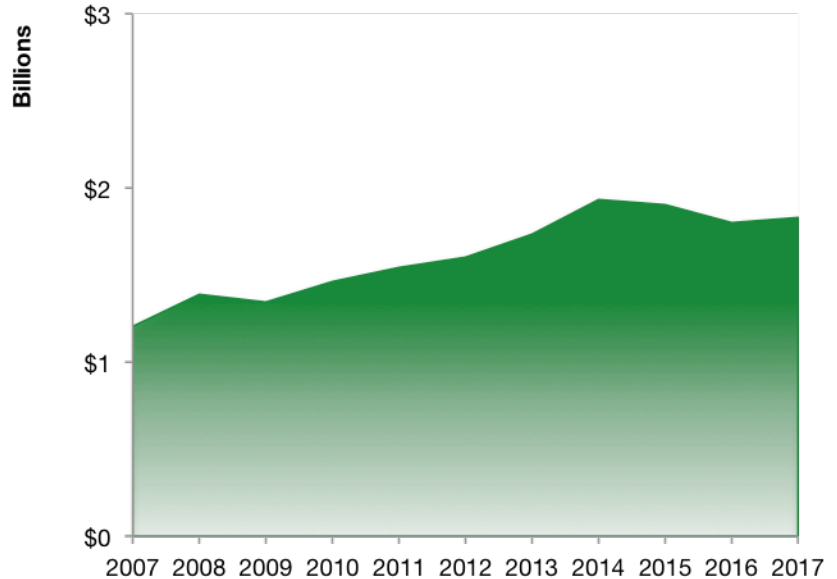
Alaska Services Exports

U.S. Services Supply the World

Alaska has seen a rise in overall services exports since 2007, boosting state economic growth and jobs, and contributing to the overall U.S. services trade surplus of \$248 billion in 2017.

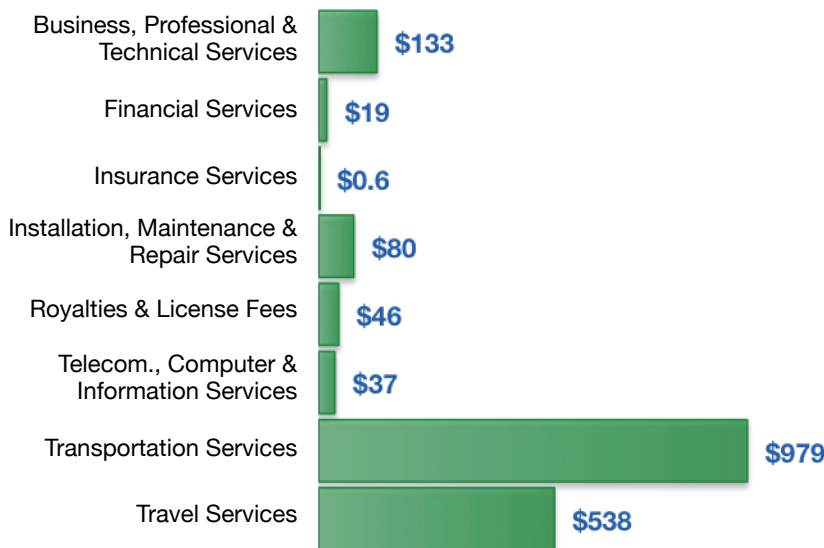
The U.S. services industries are the most competitive and innovative in the world. They provide new economic opportunities and contribute to the successful production of manufacturing and agriculture in the United States and abroad.

2007	2017
\$1.2 billion	\$1.8 billion



Alaska Services Exports Support 11,810 Jobs

Alaska Services Exports by Sector, 2017 (\$ million)



Alaska Services Exports to Select Countries, 2017

- To China:** \$136 million in services exports supporting 970 jobs
- To Canada:** \$126 million in services exports supporting 880 jobs
- To Mexico:** \$103 million in services exports supporting 770 jobs
- To Korea:** \$69 million in services exports supporting 460 jobs
- To Japan:** \$165 million in services exports supporting 960 jobs
- To EU:** \$367 million in services exports supporting 2,250 jobs
- To UK:** \$141 million in services exports supporting 890 jobs

* Sources: National data from the U.S. Bureau of Economic Analysis, state export and jobs data from The Trade Partnership.
Copyright 2019. The Coalition of Services Industries. All rights reserved.

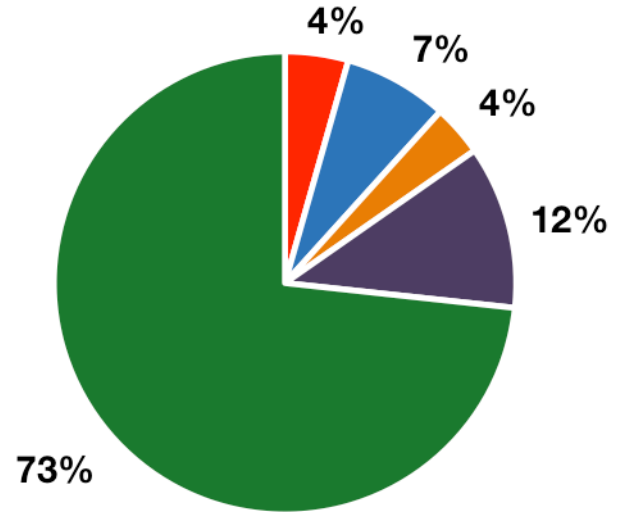
For more information on all fifty states, please visit servicescoalition.org/exports or contact admin@uscsi.org

ALASKA

Services Fuel U.S. Jobs and Growth

Services fuel America's economic growth and jobs, generating more than 77 percent of employment in the United States and 67 percent of GDP. Services are a major component of the manufacturing and agricultural sectors, and they boost the competitiveness of those sectors.

Services accounted for 73 percent of all jobs for Alaska workers in 2017. The top services sector for employment was Education, Health Care, & Social Assistance, which alone employed 85,600 Alaska workers.



Services Industries Employ **252,810** Alaska Workers

Alaska Workers by Sector and Services Subsector, 2017

Agriculture, Forestry, & Mining	15,250
Construction	25,180
Manufacturing	12,340
Public Administration	39,400
Total Services	252,810
<i>Wholesale Trade</i>	5,920
<i>Retail Trade</i>	40,380
<i>Transportation, Warehousing, & Utilities</i>	28,840
<i>Information</i>	7,450
<i>Finance, Insurance, & Real Estate</i>	11,110
<i>Professional, Scientific, & Management</i>	26,390
<i>Education, Health Care, & Social Assistance</i>	85,600
<i>Arts, Entertainment, Accommodation, & Food</i>	32,030
<i>Other Services</i>	15,080